



# CONSUMER PRICE INDEX

## JUNE 2024

### MONTHLY HIGHLIGHTS

In June 2024 compared with June 2023:

❖ **The Consumer Price Index increased by 0.8%**

❖ **The most significant price rises were:**

- ✓ Transport (0.3%)
- ✓ Food & Non Alcoholic beverages (0.3%)
- ✓ Alcoholic, beverages tobacco & narcotics (0.2%)

❖ **The Average Annual Inflation was 3.6%**

❖ **The CPI declined 0.5% from May 2024**

Date of release:  
 16<sup>th</sup> July 2024

The next Consumer Price Index will be released on 15<sup>th</sup> August 2024

### SUMMARY

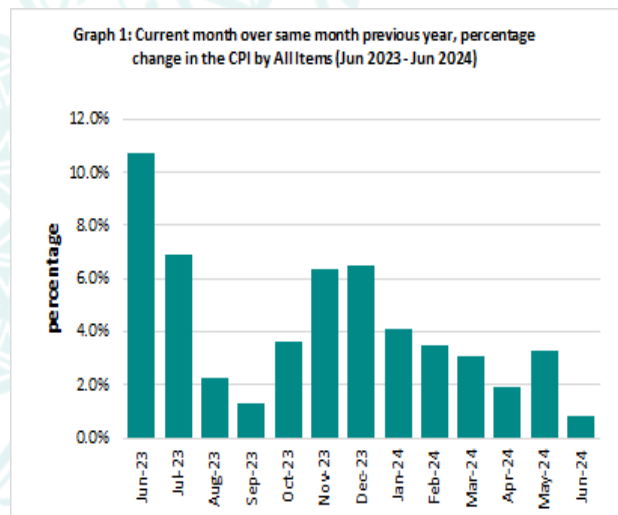
The Consumer Price Index (CPI) for June 2024 rose 0.8 percent compared to June 2023. It fell 0.5 percent compared to May 2024.

Transport and Food & Non-Alcoholic Beverages were the largest contributors to the 0.8 percent rise in the CPI in June 2024.

The **Imported** goods component of the CPI registered a slight decrease of 0.1 percent when compared to the same month last year. This was mainly driven by lower prices of housing material, sport shoes and toiletries supply.

The **Local** goods component recorded an increase in prices of koko Samoa and fresh produce such as Chinese cabbage, tomato and round cabbage. This has resulted in the 1.8 percent rise.

Graph 1 shows the percentage changes over the same month of the previous year in the CPI by all Divisions from June 2023 to June 2024.



Source: Samoa Bureau of Statistics

### Total All Divisions Contribution

Transport was the largest contributor to the 0.8 percent rise in the CPI in June 2024, with a contribution of 0.3 percentage points. This was mainly influenced by the increase in prices of a new double cab pickup (up 22.7%), return boat fare to Pago Pago (up 16.7%), return air fare to Pagopago (up 11%) and petrol (up 1.6%).

Food & Non-Alcoholic Beverages was the next largest contributor with a contribution of 0.3 percentage points, increasing 0.6 percent compared to June 2023. The most significant drivers of this within the group were chicken leg quarter (up 2.6%), sugar (up 4.3%), rice (up 12.0%), chocolate cake (up 17.4%), local coffee (up 13.3%), koko Samoa (up to 30.1%), Chinese cabbage (up 23.1%), cucumber (up 21.0%), tomato (up 83.9%) and round cabbage (up 47.5%).

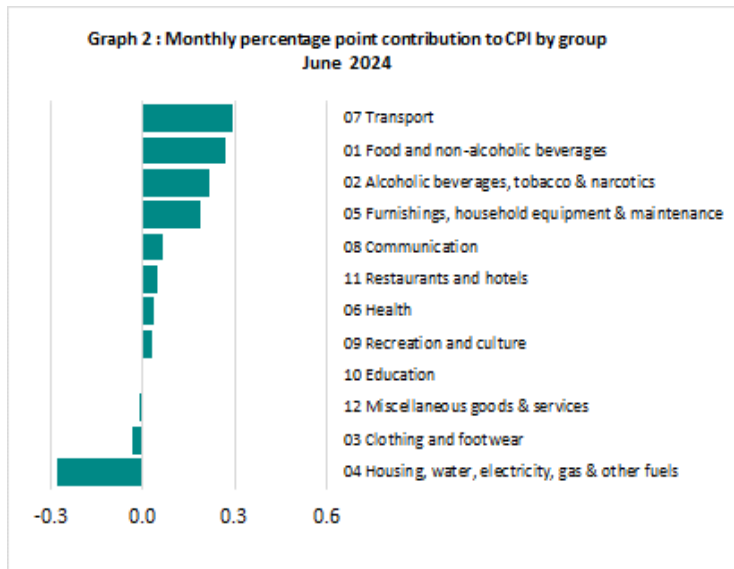
Alcoholic beverages, tobacco & narcotics contributed 0.2 percentage-points, increasing 1.8 percent when compared with June 2023 as a result of the increase in the prices of cigarettes (up 4.1%) and Samoan kava (up 6.3%).

Furnishings, household equipment and Maintenance contributed 0.2 percentage-points, increasing 7.6 percent when compared with June 2023 as a result of the increase in the prices of mattress (up 32.2%) and bush knife (up 15.9%).

Communication contributed 0.1 percentage points, increasing 1.3 percent when compared to June 2023.



Graph 2 shows the percentage contribution of All Divisions to CPI in June 2024.



Source: Samoa Bureau of Statistics

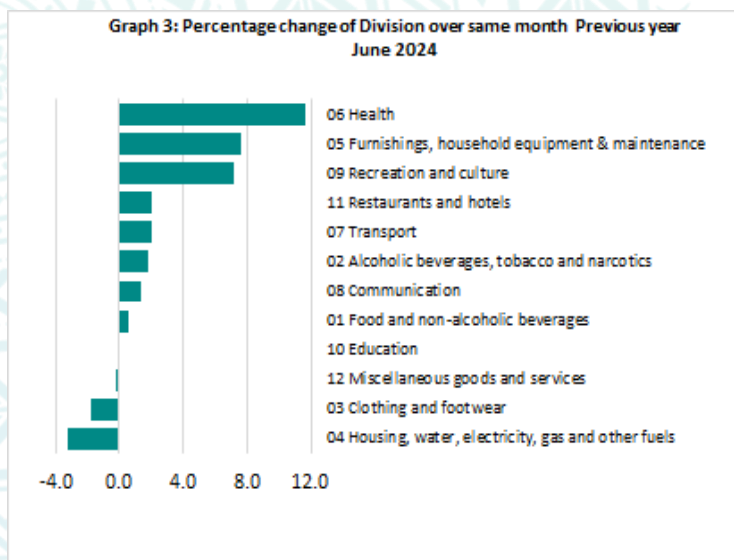
### Consumer Price Index (% Change)

Health had the largest increase of 14.9 percent. Furnishings household equipment & Maintenance rose 7.9 percent followed by Recreation & Culture which rose 6.7 percent. Food & Non-Alcoholic and Restaurants & hotels both increased by 5.5 percent and 2.1 percent respectively.

Other groups such as Transport, Communication, Alcoholic beverages, tobacco & narcotics and Miscellaneous recorded increases of 1.7, 1.3, 0.6, and 0.1 percent respectively.

On the other hand, Clothing & Footwear and Housing, water, electricity, gas & other fuels declined by 0.7 percent and 0.5 percent while the Education index revealed no change.

Graph 3 shows the percentage change for all Divisions (groups) in June 2024 in comparison to June 2023.



Source: Samoa Bureau of Statistics

## Changes by Division / Group

### Health Index

The 11.6 percent increase in the Health Index was driven by higher prices recorded for medicine (amoxicillin tablets) which went up by 8.9%.

### Furnishings, Household Equipment & Maintenance Index

The Furnishings, Household Equipment & Maintenance index rose 7.6 percent due to the increase in prices of single mattress (up 32.2%), bush knife (up to 15.9%) washing soap (up 9.0%) and refrigerator (up 6.7%).

### Recreation and Culture Index

The Recreation and Culture index went up by 7.2 percent due to the increase in prices of exercise book (up 17.0%), laptop (up 9.7%) and newspaper (up 15.0%).

### Restaurants Index

The Restaurants index recorded an increase of 2.1 percent due to higher prices for fish & chips (up 2.2%) and steamed rice chicken meal (up 5.0%).

### Transport

The Transport Index rose 2.0 percent due to the increase in the prices of a new double cab pickup (up 22.7%), return boat fare to Pago Pago (up 16.7%), return air fare to Pagopago (up 11%) and petrol (up 1.6%).

### Alcoholic Beverages and Tobacco Index

The increase in prices of cigarettes and Samoan kava contributed primarily to the 1.8 percent increase in the Alcoholic Beverages and Tobacco index.

### Communication Index

The increase in prices of mobile phone calling per minute (up 7.3%) was the major contributor to the 1.3 percent increase in the Communication index.

### Food and Non-Alcoholic Beverages Index

The increase of 0.6 percent in the Food & Non-Alcoholic Beverages index reflected higher prices of chicken leg quarter (up 2.6%), sugar (up 4.3%), rice (up 12.0%), chocolate cake (up 17.4%), local coffee (up 13.3%), koko Samoa (up to 30.1%), Chinese cabbage (up 23.1%), cucumber (up 21.0%), tomato (up 83.9%) and round cabbage (up 47.5%).

### Housing, Water, Electricity, Gas and other Fuels Index

The decline in prices for gas, cement and timber has led to a 3.2 percent decrease in the Housing, Water, Electricity, Gas and other Fuels index.



### Clothing and Footwear Index

The 1.8 percent decrease in the Clothing and Footwear index reflected lower prices recorded for branded running shoes.

### Miscellaneous Goods and Services Index

The lower prices recorded for toiletries led to the decline of 0.3 percent in the Miscellaneous Goods & Services index.

### Education

The Education index remained unchanged when compared to June 2023.

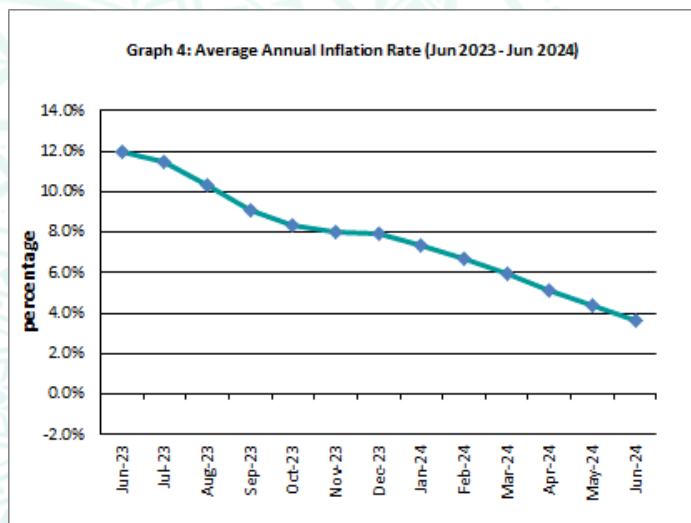
### Underlying Indices <sup>1/</sup>

The All Items Underlying Index for June 2024 recorded an increase of 0.1 percent when compared to June 2023. It was 1.5 percent lower when compared to May 2024. The Imported items Underline index decreased by 0.6 percent, while the Local items underlying Index on the other hand increased by 1.8 percent.

### Annual Inflation Rate

The average annual inflation rate for the year ended June 2024 was 3.6 percent. For the twelve months ending June 2023, the inflation rate was 12.0 percent.

Presented in Graph 4 is the average annual inflation rate (June 2023 - June 2024).



Source: Samoa Bureau of

The attached Tables and Graphs provide the user with a more detailed analysis.

### Technical Notes:

The Consumer Price (CPI) measures the rate of inflation for Samoa. It is designed to measure the change in prices for the goods purchased by households in Samoa. The CPI measures the change in prices by comparing the prices for a basket of goods and services at the collection period with the price for the same goods in a base period.

The basket of goods that is priced is based on the average expenditures of households as recorded in the Household Income and Expenditure Survey (HIES). The HIES survey identifies how much households spend on different items. The more households spend on an item on average, the more important it is to the price index, and the higher the weight in the index.

<sup>1/</sup> Monthly movements in the 'headline' CPI series can be volatile. This volatility reflects price changes in particular items that may be due, among other factors, to fluctuations in commodity markets and agricultural conditions, policy changes, or seasonal or infrequent price resetting.

Underlying inflation is a measure of inflation that excludes certain items that face volatile price movements. Underlying inflation eliminates products that can have temporary price shocks because these shocks can diverge from the overall trend of inflation and give a false measure of inflation.

**SAMOA BUREAU OF STATISTICS**

*Economic Statistics Division  
FMFM II Building, Level 1  
P O Box 1151  
Apia, Samoa*

*Phone: (685) 62014/62015  
Fax: (685) 24675  
E-mail: [info.stats@sbs.gov.ws](mailto:info.stats@sbs.gov.ws)  
Website: [www.sbs.gov.ws](http://www.sbs.gov.ws)*





# FUA FA'ATATAU O TAU O OLOA MA AUAUNAGA IUNI 2024



## ILOILOGA TAUU O LE MASINA:

Luni 2024 faatusa ia luni 2023:

❖ O Fua Faatatau o Tau o Oloa ma Auaunaga ua siitia i le 0.8%

❖ O lenei si'itaga ua faamauina mo tau o:

✓ Femalagaiga (0.3%)

✓ Meaa'i ma Vaiinu suamalie (0.3%)

✓ Ava malosi ma Tapa'a (0.2%)

❖ O le fesuaiga o Tau o Oloa ma Auaunaga na si'itia i le 3.6%

❖ O Fua faatatau o Oloa ma Auaunaga na pa'ū i le 0.5% mai ia Me 2024

Tuaina atu i le aso:  
15 Iulai, 2024

O le ripoti mo le Fua Faatatau o Oloa ma Auaunaga e sosoo ai, o le a tuaina atu i le aso 15 Aukuso, 2024

## AOTELEGA

O le Fuafa'atatau o Tau o Oloa ma Auaunaga mo le masina o Luni 2024 ua si'itia i le 0.8 pasene pe a fa'atusa ia luni 2023

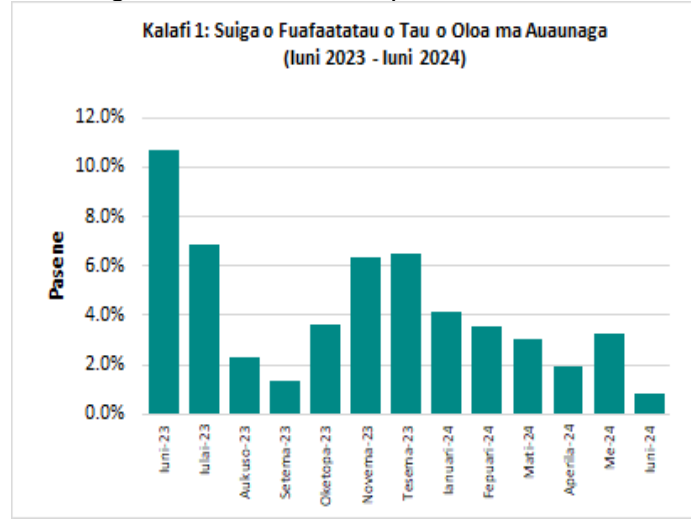
A fa'atusa ia Me 2024, o le Fuafa'atatau o tau o oloa ma auaunaga ua pa'ū i le 0.5 pasene.

O le vaega o Femalagaiga ma Meaai & Vaiinu suamalie na telē lona sao i le siitia o le fua faatatau o oloa ma auaunaga ia Luni 2024.

O 'oloa auina mai fafo ua fa'amauina le pa'ū mauualalo i le 0.1 pasene e mafua mai i le mauualalo o tau na fa'amauina mo oloa mo le faaleleia o fale, seevae kolegi ma oloa mo fale taele.

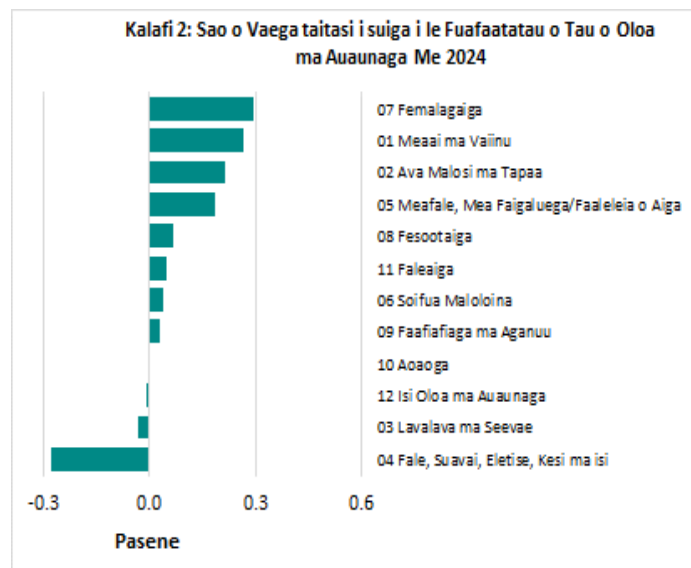
O 'oloa gaosi ma auaunaga i totonu o le atunuu na fa'amauina le si'itia i le 1.8 pasene pe a faatusa i le masina o luni o le tausaga ua mavae, ona o le mauualuga o tau na fa'amauina mo meaai e maua i totonu o le atunuu e pei o kipasi Saina, tamato, kipasi lapotopoto ma koko Samoa aemaise foi o auaunaga e pei o pasese Apia-Pago Pago ma isi.

O le Kalafi 1 o lo'o fa'aali atu ai suiga o tau o oloa ma auaunaga mai ia Luni 2023 e pau mai ia Luni 2024.



Faamaumauga: Ofisa Fuainumera Faamauina

O le Kalafi 2, o le sao o Vaega taitasi i le siitaga o Fua faatatau o Oloa ma Auaunaga ia Luni 2024



Faamaumauga: Ofisa Fuainumera Faamauina



**Table 1. CONSUMER PRICE INDEX.**

(Base Period : Average Prices February 2016 = 100)

| Group                               | All Items     | Food and Non Alcoholic Beverages | Alcoholic Beverages, Tobacco and Narcotics | Clothing and Footwear | Housing, Water, Electricity, Gas and other Fuels | Furnishings, Household Equipment, and Maintenance | Health     | Transport    | Communication | Recreation and Culture | Education   | Restaurants | Miscellaneous goods and services |
|-------------------------------------|---------------|----------------------------------|--|-----------------------|--|---|------------|--------------|---------------|------------------------|-------------|-------------|----------------------------------|
| <i>Weights</i>                      | <b>1000.0</b> | <b>403.7</b>                     | <b>128.4</b>                               | <b>21.2</b>           | <b>119.6</b>                                     | <b>30.8</b>                                       | <b>4.6</b> | <b>148.5</b> | <b>51.5</b>   | <b>6.1</b>             | <b>19.7</b> | <b>22.4</b> | <b>43.5</b>                      |
| <i>Ave - 2020</i>                   | 106.6         | 110.4                            | 120.0                                      | 93.5                  | 89.6   | 98.1  | 99.2       | 104.4        | 104.2         | 88.5                   | 114.9       | 109.4       | 98.8                             |
| <i>Ave - 2021</i>                   | 109.9         | 114.1                            | 121.6                                      | 98.9                  | 92.4   | 98.9  | 105.7      | 111.7        | 107.1         | 88.2                   | 109.9       | 111.2       | 97.2                             |
| <i>Ave - 2022</i>                   | 122.0         | 131.8                            | 122.8                                      | 108.3                 | 93.1   | 105.0   | 101.9      | 131.0        | 124.5         | 91.0                   | 109.4       | 126.2       | 102.1                            |
| <i>Ave - 2023</i>                   | 131.6         | 152.7                            | 123.8                                      | 110.4                 | 93.9   | 108.2   | 98.4       | 131.1        | 132.0         | 92.8                   | 97.4        | 140.0       | 111.2                            |
| 2023                                |               |                                  |  |                       |  |   |            |              |               |                        |             |             |                                  |
| June                                | 133.9         | 157.3                            | 122.4                                      | 111.0                 | 96.0   | 106.8   | 98.3       | 134.0        | 132.0         | 92.3                   | 96.3        | 140.1       | 111.5                            |
| July                                | 134.0         | 159.5                            | 123.2                                      | 111.0                 | 93.0   | 108.8   | 98.3       | 129.1        | 132.0         | 91.2                   | 96.3        | 140.1       | 113.3                            |
| August                              | 132.8         | 156.8                            | 123.2                                      | 110.9                 | 92.8   | 108.6   | 96.0       | 128.8        | 132.0         | 90.7                   | 96.3        | 141.9       | 113.0                            |
| September                           | 131.8         | 153.2                            | 123.6                                      | 111.3                 | 93.1   | 109.8   | 97.1       | 130.5        | 132.0         | 91.8                   | 96.3        | 141.9       | 113.1                            |
| October                             | 132.3         | 152.4                            | 124.3                                      | 111.4                 | 93.9   | 109.9   | 99.3       | 135.3        | 132.0         | 92.2                   | 96.3        | 141.9       | 112.2                            |
| November                            | 132.4         | 151.1                            | 124.4                                      | 111.3                 | 94.8   | 110.9   | 99.3       | 138.4        | 132.0         | 94.5                   | 96.3        | 141.9       | 112.1                            |
| December                            | 132.0         | 153.2                            | 124.2                                      | 111.3                 | 93.4   | 111.4   | 99.3       | 131.5        | 132.0         | 92.8                   | 96.3        | 141.9       | 111.5                            |
| 2024                                |               |                                  |  |                       |  |   |            |              |               |                        |             |             |                                  |
| January                             | 133.4         | 156.6                            | 124.4                                      | 111.4                 | 92.9   | 113.0   | 105.5      | 130.8        | 133.7         | 98.2                   | 96.3        | 141.9       | 111.0                            |
| February                            | 133.5         | 157.4                            | 124.7                                      | 110.3                 | 92.8   | 111.8   | 111.3      | 128.9        | 133.7         | 94.8                   | 96.3        | 141.9       | 112.4                            |
| March                               | 133.8         | 156.8                            | 124.7                                      | 110.2                 | 92.7   | 112.2   | 112.2      | 132.1        | 133.7         | 94.6                   | 96.3        | 143.0       | 112.4                            |
| April                               | 134.3         | 157.2                            | 124.6                                      | 110.4                 | 93.0   | 114.4   | 112.2      | 133.7        | 133.7         | 97.1                   | 96.3        | 143.0       | 113.0                            |
| May                                 | 135.8         | 160.7                            | 124.5                                      | 110.0                 | 92.9   | 115.1   | 112.2      | 134.5        | 133.7         | 98.4                   | 96.3        | 143.0       | 112.0                            |
| June (P)                            | 135.1         | 158.2                            | 124.6                                      | 108.9                 | 92.9   | 114.9   | 109.7      | 136.6        | 133.7         | 98.9                   | 96.3        | 143.0       | 111.2                            |
| <b><u>Percentage Change (P)</u></b> |               |                                  |  |                       |  |   |            |              |               |                        |             |             |                                  |
| Jun 2024 over Jun 2023              | 0.8%          | 0.6%                             | 1.8%                                       | -1.8%                 | -3.2%  | 7.6%  | 11.6%      | 2.0%         | 1.3%          | 7.2%                   | 0.0%        | 2.1%        | -0.3%                            |
| Jun 2024 over May 2024              | -0.5%         | -1.5%                            | 0.1%                                       | -1.0%                 | 0.0%   | -0.2%   | -2.2%      | 1.6%         | 0.0%          | 0.5%                   | 0.0%        | 0.0%        | -0.7%                            |

Source : Samoa Bureau Statistics

(P) : Provisional figures



**Table 2. ALL ITEMS UNDERLYING INDEX**

(Base Period : Average Prices February 2016 = 100)

| Group                               | All Items    | Food and Non Alcoholic Beverages | Alcoholic Beverages, Tobacco and Narcotics | Clothing and Footwear | Housing, Water, Electricity, Gas and other Fuels | Furnishings, Household Equipment, and Maintenance | Health     | Transport   | Communication | Recreation and Culture | Education   | Restaurants | Miscellaneous goods and services |
|-------------------------------------|--------------|----------------------------------|--|-----------------------|--|---|------------|-------------|---------------|------------------------|-------------|-------------|----------------------------------|
| <i>Weights</i>                      | <b>586.7</b> | <b>345.3</b>                     | <i>n.a</i>                                 | <b>21.2</b>           | <b>24.2</b>                                      | <b>30.8</b>                                       | <b>3.5</b> | <b>26.4</b> | <b>51.5</b>   | <b>5.6</b>             | <b>12.3</b> | <b>22.4</b> | <b>43.5</b>                      |
| <i>Ave - 2020</i>                   | 106.6        | 109.9                            |  | 93.5                  | 93.7   | 98.1  | 98.9       | 110.1       | 104.2         | 87.6                   | 120.6       | 109.4       | 98.8                             |
| <i>Ave - 2021</i>                   | 110.1        | 114.8                            |  | 98.9                  | 94.5   | 98.9  | 107.5      | 113.6       | 107.1         | 87.3                   | 112.7       | 111.2       | 97.2                             |
| <i>Ave - 2022</i>                   | 122.9        | 130.1                            |  | 108.3                 | 110.2  | 105.0   | 102.5      | 115.5       | 124.5         | 90.4                   | 111.9       | 126.2       | 102.1                            |
| <i>Ave - 2023</i>                   | 135.4        | 146.9                            |  | 110.4                 | 113.3  | 108.2   | 97.8       | 125.1       | 132.0         | 92.2                   | 111.9       | 140.0       | 111.2                            |
| <i>2023</i>                         |              |                                  |  |                       |  |   |            |             |               |                        |             |             |                                  |
| <i>June</i>                         | 137.7        | 150.0                            |  | 111.0                 | 125.8  | 106.8   | 97.7       | 124.3       | 132.0         | 91.7                   | 111.9       | 140.1       | 111.5                            |
| <i>July</i>                         | 138.2        | 151.1                            |  | 111.0                 | 111.3  | 108.8   | 97.7       | 130.1       | 132.0         | 90.6                   | 111.9       | 140.1       | 113.3                            |
| <i>August</i>                       | 136.7        | 148.6                            |  | 110.9                 | 111.2  | 108.6   | 94.6       | 130.1       | 132.0         | 90.0                   | 111.9       | 141.9       | 113.0                            |
| <i>September</i>                    | 135.5        | 146.4                            |  | 111.3                 | 111.2  | 109.8   | 96.1       | 129.3       | 132.0         | 91.2                   | 111.9       | 141.9       | 113.1                            |
| <i>October</i>                      | 135.8        | 147.0                            |  | 111.4                 | 111.0  | 109.9   | 99.0       | 129.3       | 132.0         | 91.6                   | 111.9       | 141.9       | 112.2                            |
| <i>November</i>                     | 135.1        | 145.5                            |  | 111.3                 | 110.3  | 110.9   | 99.0       | 131.0       | 132.0         | 94.1                   | 111.9       | 141.9       | 112.1                            |
| <i>December</i>                     | 136.7        | 148.3                            |  | 111.3                 | 110.4  | 111.4   | 99.0       | 130.9       | 132.0         | 92.2                   | 111.9       | 141.9       | 111.5                            |
| <i>2024</i>                         |              |                                  |  |                       |  |   |            |             |               |                        |             |             |                                  |
| <i>January</i>                      | 138.6        | 151.1                            |  | 111.4                 | 110.3  | 113.0   | 107.3      | 130.9       | 133.7         | 98.0                   | 111.9       | 141.9       | 111.0                            |
| <i>February</i>                     | 140.9        | 155.0                            |  | 110.3                 | 109.8  | 111.8   | 115.0      | 129.8       | 133.7         | 94.3                   | 111.9       | 141.9       | 112.4                            |
| <i>March</i>                        | 140.3        | 153.9                            |  | 110.2                 | 109.0  | 112.2   | 116.2      | 130.8       | 133.7         | 94.2                   | 111.9       | 143.0       | 112.4                            |
| <i>April</i>                        | 140.1        | 153.1                            |  | 110.4                 | 110.0  | 114.4   | 116.2      | 130.8       | 133.7         | 96.9                   | 111.9       | 143.0       | 113.0                            |
| <i>May</i>                          | 139.9        | 152.9                            |  | 110.0                 | 109.8  | 115.1   | 116.2      | 130.8       | 133.7         | 98.3                   | 111.9       | 143.0       | 112.0                            |
| <i>June (P)</i>                     | 137.8        | 149.4                            |  | 108.9                 | 109.7  | 114.9   | 112.9      | 132.8       | 133.7         | 98.8                   | 111.9       | 143.0       | 111.2                            |
| <b><u>Percentage Change (P)</u></b> |              |                                  |  |                       |  |   |            |             |               |                        |             |             |                                  |
| <i>Jun 2024 over Jun 2023</i>       | 0.1%         | -0.4%                            |  | -1.8%                 | -12.8%   | 7.6%  | 15.6%      | 6.8%        | 1.3%          | 7.8%                   | 0.0%        | 2.1%        | -0.3%                            |
| <i>Jun 2024 over May 2024</i>       | -1.5%        | -2.3%                            |  | -1.0%                 | -0.1%  | -0.2%   | -2.8%      | 1.5%        | 0.0%          | 0.5%                   | 0.0%        | 0.0%        | -0.7%                            |

Source : Samoa Bureau Statistics

(P) : Provisional figures

Note : n.a. Not applicable



**Table 3. AVERAGE RETAIL PRICES OF SELECTED COMMODITIES**

| Commodities                                | Wt    | Unit     | 2023  |       |       | 2024  |       |       | Jun-24                         |                             |
|--|-------|----------|-------|-------|-------|-------|-------|-------|--------------------------------|-----------------------------|
|  |       |          | Apr   | May   | June  | Apr   | May   | June  | % chng<br>from<br>prev<br>mnth | %chng<br>from<br>June<br>23 |
|  |       |          |       |       |       |       |       |       |                                |                             |
| <b>01 Food and non-alcoholic beverages</b> |       |          |       |       |       |       |       |       |                                |                             |
| Chicken leg quarters                       | 62.19 | kg       | 6.37  | 6.51  | 6.82  | 7.20  | 7.00  | 7.00  | 0.0%                           | 2.6%                        |
| Raw Sugar                                  | 21.27 | kg       | 3.58  | 3.57  | 4.07  | 4.12  | 4.26  | 4.25  | -0.4%                          | 4.3%                        |
| Bread                                      | 17.20 | loaf     | 1.89  | 1.89  | 1.92  | 1.95  | 1.95  | 1.96  | 0.4%                           | 2.0%                        |
| Corned Beef Oxford (a)                     | 15.88 | 340 grms | 10.43 | 10.43 | 10.43 | 10.98 | 10.98 | 10.72 | -2.4%                          | 2.7%                        |
| Taro                                       | 15.17 | kg       | 4.09  | 4.36  | 4.78  | 3.85  | 3.67  | 3.97  | 8.1%                           | -16.9%                      |
| Re-packed medium grain rice                | 13.38 | kg       | 3.56  | 3.35  | 3.62  | 3.93  | 4.09  | 4.03  | -1.4%                          | 11.3%                       |
| Prepacked medium grain rice (a)            | 13.38 | 907 grms | 3.05  | 2.83  | 3.03  | 3.42  | 3.42  | 3.42  | 0.0%                           | 12.6%                       |
| Bongo                                      | 10.18 | 20 grms  | 0.90  | 0.92  | 0.92  | 0.92  | 0.92  | 0.92  | 0.0%                           | 0.0%                        |
| Keke Saina Biscuits (a)                    | 9.21  | pkt 10   | 7.38  | 7.29  | 7.38  | 7.58  | 7.58  | 7.78  | 2.6%                           | 5.5%                        |
| Ice Cream (a)                              | 9.17  | 2 ltr    | 19.42 | 19.55 | 18.37 | 19.87 | 20.23 | 20.18 | -0.2%                          | 9.9%                        |
| Ramen                                      | 9.00  | 85 grms  | 1.38  | 1.38  | 1.40  | 1.46  | 1.42  | 1.38  | -3.1%                          | -1.6%                       |
| Fish (Piece)                               | 7.92  | kg       | 60.00 | 37.92 | 45.00 | 31.25 | 30.35 | 40.00 | 31.8%                          | -11.1%                      |
| Butter                                     | 7.66  | 454 grms | 18.89 | 18.89 | 18.94 | 19.96 | 19.96 | 19.97 | 0.1%                           | 5.4%                        |
| Round Pancake (a)                          | 7.50  | sml      | 0.20  | 0.20  | 0.20  | 0.20  | 0.20  | 0.20  | 0.0%                           | 0.0%                        |
| Mutton Flaps                               | 6.63  | kg       | 25.02 | 26.02 | 26.35 | 23.03 | 24.03 | 26.79 | 11.5%                          | 1.7%                        |
| Canned fish between \$3.00 and             | 6.37  | 425 grms | 3.37  | 3.49  | 3.51  | 3.68  | 3.67  | 3.68  | 0.3%                           | 4.7%                        |
| Canned fish \$4:00 or over N/Oil           | 6.37  | 425 grms | 4.89  | 4.74  | 4.74  | 5.85  | 6.00  | 5.88  | -2.0%                          | 24.1%                       |
| Canned fish between \$3.00 and             | 6.37  | 425grms  | 3.36  | 3.36  | 3.34  | 3.30  | 3.30  | 3.30  | 0.0%                           | -1.1%                       |
| Canned fish under \$3.00 in N/Oil          | 6.37  | 425 grms | 2.73  | 2.78  | 2.85  | 2.93  | 2.87  | 2.88  | 0.6%                           | 1.2%                        |
| Turkey Wings                               | 6.31  | kg       | 17.28 | 17.38 | 16.33 | 14.51 | 14.10 | 15.35 | 8.9%                           | -6.0%                       |
| Fish (string)                              | 5.98  | kg       | 17.86 | 16.04 | 16.21 | 14.53 | 17.31 | 17.33 | 0.1%                           | 6.9%                        |
| Fish (large)                               | 5.98  | kg       | 21.65 | 33.49 | 27.30 | 25.09 | 30.06 | 29.80 | -0.9%                          | 9.2%                        |
| Cooking vegetable oil (a)                  | 5.89  | ltr      | 8.74  | 8.25  | 8.33  | 6.91  | 6.68  | 6.47  | -3.1%                          | -22.4%                      |
| Sausage beef                               | 5.76  | kg       | 15.42 | 15.35 | 15.59 | 15.58 | 15.58 | 15.76 | 1.2%                           | 1.1%                        |
| Chinese Cabbage                            | 5.53  | kg       | 10.37 | 10.12 | 11.40 | 11.94 | 12.46 | 16.68 | 33.8%                          | 46.4%                       |
| Eggs medium size                           | 5.45  | doz      | 8.05  | 7.90  | 8.22  | 7.97  | 7.98  | 8.04  | 0.8%                           | -2.2%                       |
| Flour plain white                          | 5.29  | kg       | 3.73  | 3.48  | 3.54  | 3.42  | 3.55  | 3.56  | 0.2%                           | 0.7%                        |
| Onions                                     | 5.23  | kg       | 5.57  | 5.55  | 5.37  | 5.66  | 5.49  | 4.88  | -11.2%                         | -9.2%                       |
| Milk Devondale                             | 5.11  | ltr      | 5.75  | 5.62  | 5.75  | 5.38  | 5.22  | 5.22  | 0.0%                           | -9.2%                       |
| Soft Drink Coke                            | 5.07  | 600 mls  | 3.72  | 3.80  | 3.78  | 3.85  | 3.86  | 3.85  | -0.2%                          | 2.0%                        |
| Soft Drink Taxi                            | 5.07  | 330 mls  | 1.92  | 1.92  | 1.92  | 1.92  | 1.92  | 1.92  | 0.0%                           | 0.1%                        |
| Milk Anchor                                | 4.81  | ltr      | 5.17  | 5.17  | 5.20  | 5.05  | 5.07  | 5.07  | 0.0%                           | -2.5%                       |
| Salted Beef                                | 4.72  | kg       | 23.45 | 23.24 | 23.24 | 23.15 | 23.19 | 23.19 | 0.0%                           | -0.2%                       |
| Canned fish Soifua in Tomato Sa            | 4.47  | 425 grms | 2.48  | 2.59  | 2.58  | 2.65  | 2.65  | 2.63  | -0.9%                          | 1.9%                        |
| CCK Coffee                                 | 4.47  | 100 grms | 4.20  | 4.20  | 4.46  | 4.64  | 4.76  | 4.64  | -2.5%                          | 4.0%                        |
| Sky Flakes Biscuits                        | 4.29  | 850 grms | 19.66 | 20.47 | 19.81 | 21.01 | 21.16 | 21.19 | 0.1%                           | 6.9%                        |
| Stewing beef                               | 4.20  | kg       | 17.79 | 18.48 | 18.48 | 18.90 | 18.90 | 18.90 | 0.0%                           | 2.3%                        |





|                                |      |          |       |       |       |       |       |       |        |        |
|--------------------------------|------|----------|-------|-------|-------|-------|-------|-------|--------|--------|
| Koko Samoa                     | 4.09 | cup      | 22.25 | 17.11 | 19.31 | 25.16 | 22.24 | 27.13 | 22.0%  | 40.5%  |
| Corned Beef Pacific            | 3.64 | 340 grms | 19.39 | 19.59 | 19.68 | 19.63 | 19.59 | 19.59 | 0.0%   | -0.4%  |
| Ramen kimchi (bowl)            | 3.40 | 86 grms  | 3.48  | 3.50  | 3.18  | 3.34  | 3.38  | 3.42  | 1.2%   | 7.6%   |
| Soy Sauce Mushroom             | 3.25 | 750 grms | 3.72  | 3.74  | 3.70  | 3.68  | 3.68  | 3.69  | 0.2%   | -0.2%  |
| Pork Pig Trotter               | 3.10 | kg       | 9.71  | 8.74  | 9.55  | 9.50  | 9.55  | 9.51  | -0.5%  | -0.5%  |
| Corned Beef Palm               | 3.01 | 340 grms | 19.12 | 18.91 | 18.59 | 18.19 | 17.88 | 17.88 | 0.0%   | -3.8%  |
| Ripe Banana (a)                | 2.71 | kg       | 4.16  | 4.18  | 4.40  | 4.09  | 3.89  | 4.66  | 19.6%  | 5.9%   |
| Tang powder (a)                | 2.51 | 25 grms  | 0.57  | 0.57  | 0.57  | 0.59  | 0.59  | 0.59  | 0.0%   | 3.2%   |
| Minties Pascall (a)            | 2.49 | 200 grms | 16.50 | 16.50 | 12.50 | 12.50 | 12.50 | 12.50 | 0.0%   | 0.0%   |
| Potatoes                       | 2.41 | kg       | 6.35  | 6.90  | 6.65  | 6.24  | 6.19  | 5.69  | -8.1%  | -14.5% |
| Green Banana                   | 2.29 | kg       | 1.58  | 1.85  | 2.04  | 1.55  | 1.66  | 1.91  | 15.0%  | -6.3%  |
| Apple small                    | 2.26 | each     | 2.09  | 2.06  | 1.68  | 1.65  | 1.75  | 1.63  | -6.9%  | -3.1%  |
| Mineral Water                  | 2.25 | bottle   | 1.97  | 1.84  | 1.84  | 1.97  | 1.97  | 1.92  | -2.7%  | 4.3%   |
| Chocolate Cake (a)             | 2.15 | sml      | 22.40 | 22.40 | 23.40 | 26.30 | 26.30 | 26.32 | 0.1%   | 12.5%  |
| Cucumbers                      | 2.12 | kg       | 6.97  | 7.62  | 8.32  | 9.51  | 9.22  | 8.81  | -4.4%  | 5.9%   |
| Instant Nescafe Coffee         | 2.02 | 50 grms  | 8.72  | 8.12  | 8.72  | 9.40  | 9.20  | 9.28  | 0.9%   | 6.4%   |
| Mutton Neck                    | 1.93 | kg       | 26.42 | 26.74 | 26.54 | 23.07 | 23.16 | 22.18 | -4.2%  | -16.4% |
| Vermicelli Lungken             | 1.88 | 454 grms | 4.82  | 4.75  | 4.63  | 4.75  | 4.74  | 4.72  | -0.3%  | 2.0%   |
| Tomatoes                       | 1.80 | kg       | 25.11 | 28.66 | 28.48 | 39.40 | 52.71 | 53.12 | 0.8%   | 86.5%  |
| Sausage Pork                   | 1.68 | kg       | 15.51 | 15.38 | 15.44 | 15.21 | 15.38 | 15.14 | -1.6%  | -1.9%  |
| Bell Tea Bags                  | 1.62 | 150 grms | 11.39 | 11.34 | 11.27 | 11.38 | 11.25 | 11.31 | 0.6%   | 0.4%   |
| Samco Twisties                 | 1.40 | 20 grms  | 0.81  | 0.81  | 0.81  | 0.87  | 0.87  | 0.87  | 0.0%   | 7.0%   |
| Matured husked Coconuts        | 1.30 | kg       | 1.25  | 1.13  | 1.26  | 1.20  | 1.13  | 1.13  | 0.1%   | -10.2% |
| Matured Un husked Coconuts (a) | 1.30 | kg       | 0.63  | 0.77  | 0.82  | 0.87  | 0.78  | 0.86  | 11.1%  | 4.7%   |
| Taamu                          | 1.13 | kg       | 19.50 | 13.23 | 22.13 | 3.84  | 7.45  | 7.32  | -1.8%  | -66.9% |
| Round Cabbage Round            | 1.12 | kg       | 17.15 | 14.88 | 16.01 | 16.00 | 21.96 | 16.84 | -23.3% | 5.1%   |

## 02 Alcoholic beverages, tobacco and narcotics

|                                      |       |             |       |       |        |        |        |        |       |       |
|--------------------------------------|-------|-------------|-------|-------|--------|--------|--------|--------|-------|-------|
| Beer Vailima Lager                   | 37.94 | 355 mls     | 3.80  | 3.80  | 3.80   | 3.80   | 3.80   | 3.78   | -0.4% | -0.4% |
| Pall Mall Filter Cigarettes (Red)    | 24.29 | 20 rolls    | 14.60 | 14.60 | 14.60  | 15.20  | 15.20  | 15.20  | 0.0%  | 4.1%  |
| Pall Mall Menthol Cigarettes (Green) | 24.29 | 20 rolls    | 14.60 | 14.60 | 14.60  | 15.20  | 15.20  | 15.20  | 0.0%  | 4.1%  |
| Beer Taula (a)                       | 16.26 | 330 mls     | 4.28  | 4.26  | 4.29   | 4.19   | 4.19   | 4.19   | 0.0%  | -2.3% |
| Tobacco winfield (a)                 | 12.64 | 30 grms     | 12.50 | 12.50 | 10.00  | 10.48  | 10.48  | 10.48  | 0.0%  | 4.8%  |
| Vodka Niu Spirit (a)                 | 3.76  | Niu / 2 ltr | 66.82 | 66.78 | 66.78  | 66.78  | 66.78  | 66.78  | 0.0%  | 0.0%  |
| Whisky Jim Bean Spirit (a)           | 3.76  | 1ltr        | 94.63 | 98.00 | 100.73 | 104.88 | 104.88 | 104.88 | 0.0%  | 4.1%  |
| Paper Cigarettes                     | 3.61  | 50 sheets   | 1.86  | 1.90  | 1.90   | 1.80   | 1.80   | 1.80   | 0.0%  | -5.3% |
| Samoa kava                           | 1.82  | pkt         | 41.85 | 38.57 | 42.78  | 43.33  | 37.08  | 45.45  | 22.6% | 6.3%  |

## 03 Clothing and footwear

|                                  |      |            |        |        |        |        |        |        |        |        |
|----------------------------------|------|------------|--------|--------|--------|--------|--------|--------|--------|--------|
| Uniform le Faitaga College boys  | 4.28 | size 8-10  | 38.33  | 39.00  | 39.00  | 37.67  | 37.67  | 37.67  | 0.0%   | -3.4%  |
| Uniform Pa'ave (a)               | 3.71 | size 7     | 45.00  | 45.00  | 45.00  | 44.83  | 44.83  | 44.83  | 0.0%   | -0.4%  |
| Jandals soft                     | 2.48 | 10.5 size  | 9.50   | 9.50   | 9.50   | 9.83   | 9.83   | 9.67   | -1.7%  | 1.8%   |
| Puletasi mamamu palama (a)       | 2.35 | medium     | 130.00 | 130.00 | 130.00 | 130.00 | 130.00 | 130.00 | 0.0%   | 0.0%   |
| le solosolo cotton print         | 2.22 | 42 inch    | 12.90  | 12.90  | 13.23  | 11.87  | 11.37  | 12.20  | 7.3%   | -7.8%  |
| Cargo shorts (a)                 | 1.76 | 38 size    | 93.00  | 93.00  | 93.00  | 93.00  | 93.00  | 93.00  | 0.0%   | 0.0%   |
| Shirt short sleeves men Aloha st | 1.15 | men / XL   | 59.48  | 59.48  | 59.48  | 59.98  | 59.98  | 59.98  | 0.0%   | 0.8%   |
| Shirt long sleeves men           | 1.15 | 16.5 size  | 38.38  | 38.38  | 38.38  | 39.50  | 39.50  | 39.50  | 0.0%   | 2.9%   |
| Shoes Nike Running shoes (a)     | 0.82 | size 9     | 224.75 | 209.75 | 209.75 | 267.25 | 267.25 | 172.25 | -35.5% | -17.9% |
| le Faitaga                       | 0.70 | 36/38 size | 39.06  | 38.31  | 38.31  | 38.44  | 38.44  | 38.44  | 0.0%   | 0.3%   |
| Woman Nylon Panties              | 0.59 | medium     | 4.50   | 4.50   | 4.42   | 4.50   | 4.50   | 4.50   | 0.0%   | 1.9%   |





## 04 Housing, water, electricity, gas and other fuels

|                            |       |                      |        |        |        |        |        |        |       |        |
|----------------------------|-------|----------------------|--------|--------|--------|--------|--------|--------|-------|--------|
| Electricity Cashpower      | 50.59 | kwh                  | 0.58   | 0.58   | 0.58   | 0.58   | 0.58   | 0.58   | 0.0%  | -0.9%  |
| Reservoir treated Water    | 28.55 | 15-40 m <sup>3</sup> | 1.34   | 1.34   | 1.34   | 1.34   | 1.34   | 1.34   | 0.0%  | 0.0%   |
| Liquid gas                 | 15.77 | 9kg                  | 71.80  | 71.80  | 84.30  | 69.00  | 69.00  | 69.00  | 0.0%  | -18.1% |
| Government house Rent      | 12.16 | 2 b/room             | 680.00 | 680.00 | 680.00 | 680.00 | 680.00 | 680.00 | 0.0%  | 0.0%   |
| Kerosene                   | 4.12  | 1ltr                 | 3.20   | 2.86   | 2.86   | 3.08   | 3.05   | 3.05   | 0.0%  | 6.6%   |
| Paint High gloss white     | 3.45  | 4 ltrs               | 85.25  | 85.25  | 87.25  | 88.00  | 88.00  | 87.17  | -0.9% | -0.1%  |
| Paint Plus 2 plastic white | 3.45  | 4 ltrs               | 53.40  | 53.00  | 54.60  | 54.60  | 54.60  | 55.00  | 0.7%  | 0.7%   |
| Cement NZ or Australia     | 0.78  | 40 kg                | 45.00  | 42.23  | 42.16  | 30.93  | 31.04  | 30.34  | -2.3% | -28.0% |
| Dressed per Timber 2x4     | 0.71  | meter                | 11.08  | 11.53  | 10.53  | 10.67  | 10.04  | 10.13  | 0.8%  | -3.8%  |

## 05 Furnishings, household equipment and routine household maintenance

|                                |      |             |         |         |         |         |         |         |       |       |
|--------------------------------|------|-------------|---------|---------|---------|---------|---------|---------|-------|-------|
| Washing powder (a)             | 6.27 | 200 grms    | 2.02    | 2.02    | 2.02    | 2.14    | 2.14    | 2.14    | 0.0%  | 6.0%  |
| Washing Soap yellow            | 5.90 | bar         | 3.35    | 3.35    | 3.33    | 3.65    | 3.65    | 3.63    | -0.5% | 9.0%  |
| Mosquito coil                  | 4.36 | 10 coil     | 1.53    | 1.53    | 1.45    | 1.45    | 1.55    | 1.50    | -3.2% | 3.4%  |
| Mattress single Futon (a)      | 3.81 | 4 inch      | 151.83  | 155.17  | 164.33  | 217.17  | 213.83  | 217.17  | 1.6%  | 32.2% |
| Babysitting live-in (a)        | 3.78 | 1 week      | 142.50  | 142.50  | 142.50  | 142.50  | 142.50  | 142.50  | 0.0%  | 0.0%  |
| Refrigerator common brand      | 2.49 | 331-335 ltr | 2401.32 | 2401.32 | 2401.32 | 2601.32 | 2563.32 | 2563.32 | 0.0%  | 6.7%  |
| Gold Power washing powder      | 1.68 | 180 grms    | 1.67    | 1.67    | 1.67    | 1.67    | 1.67    | 1.67    | 0.0%  | 0.0%  |
| Eveready AA size Batteries     | 1.20 | AA 1/4 size | 4.01    | 4.01    | 4.26    | 4.17    | 4.16    | 4.17    | 0.3%  | -2.0% |
| Bush knife tramontina          | 0.88 | 24 inch     | 29.11   | 28.99   | 28.24   | 31.86   | 32.74   | 32.74   | 0.0%  | 15.9% |
| Kerosene stove                 | 0.16 | 2 burner    | 137.25  | 137.25  | 137.25  | 129.75  | 129.75  | 129.75  | 0.0%  | -5.5% |
| Tumblers Glass basic no design | 0.11 | medium      | 15.96   | 15.96   | 15.96   | 16.04   | 16.04   | 16.24   | 1.2%  | 1.8%  |
| Seife 3 shelves                | 0.11 | 48*48 inch  | 760.00  | 760.00  | 780.00  | 810.00  | 810.00  | 810.00  | 0.0%  | 3.8%  |
| Clothing chest flat top        | 0.01 | medium      | 757.50  | 757.50  | 757.50  | 770.00  | 770.00  | 770.00  | 0.0%  | 1.7%  |

## 06 Health

|                                 |      |            |       |       |       |       |       |       |      |      |
|---------------------------------|------|------------|-------|-------|-------|-------|-------|-------|------|------|
| Amoxicillin 500mg tablets (a)   | 2.46 | 20 tablets | 8.23  | 8.23  | 8.27  | 8.83  | 8.83  | 9.00  | 1.9% | 8.9% |
| Hospital Charge                 | 1.15 | per night  | 22.50 | 22.50 | 22.50 | 22.50 | 22.50 | 22.50 | 0.0% | 0.0% |
| Private Doctor Consultation fee | 1.04 | per adult  | 30.00 | 30.00 | 30.00 | 30.00 | 30.00 | 30.00 | 0.0% | 0.0% |

## 07 Transport

|                                 |       |              |           |           |           |           |           |           |       |        |
|---------------------------------|-------|--------------|-----------|-----------|-----------|-----------|-----------|-----------|-------|--------|
| Petrol                          | 60.80 | 1ltr         | 3.26      | 3.33      | 3.40      | 3.35      | 3.36      | 3.46      | 2.9%  | 1.6%   |
| Taxi Fare P.O to Motootua Hosp  | 8.15  | per trip     | 4.80      | 4.80      | 4.80      | 4.80      | 4.80      | 4.80      | 0.0%  | 0.0%   |
| Taxi Fares P.O to Malua         | 8.15  | per trip     | 31.30     | 31.30     | 31.30     | 31.30     | 31.30     | 31.30     | 0.0%  | 0.0%   |
| Taxi Fares P.O to Falefa        | 8.15  | per trip     | 43.20     | 43.20     | 43.20     | 43.20     | 43.20     | 43.20     | 0.0%  | 0.0%   |
| Air Fares Faleolo-Pago-Faleolo  | 6.84  | return trip  | 680.00    | 680.00    | 680.00    | 754.61    | 754.61    | 754.61    | 0.0%  | 11.0%  |
| Air Fares Apia Auckland Apia    | 6.77  | 1 month      | 1468.81   | 2009.44   | 2185.41   | 1364.74   | 1607.71   | 1573.37   | -2.1% | -28.0% |
| Car Registration (private car)  | 5.67  | 1501-2000 cc | 256.00    | 256.00    | 256.00    | 281.60    | 281.60    | 281.60    | 0.0%  | 10.0%  |
| Used Car Toyota Corolla (a)     | 5.08  | 1500 cc      | 25333.33  | 26666.67  | 26666.67  | 27666.67  | 27666.67  | 27666.67  | 0.0%  | 3.8%   |
| Used Car Toyota Camry (a)       | 5.08  | 1500 cc      | 18000.00  | 18000.00  | 18000.00  | 18000.00  | 18000.00  | 18000.00  | 0.0%  | 0.0%   |
| Diesel                          | 4.83  | 1ltr         | 3.56      | 3.29      | 3.34      | 3.52      | 3.45      | 3.46      | 0.4%  | 3.7%   |
| Bus Fares Apia Motootua Hosp    | 3.49  | one adult    | 1.30      | 1.20      | 1.20      | 1.20      | 1.20      | 1.20      | 0.0%  | 0.0%   |
| Bus Fares Apia Malua            | 3.49  | one adult    | 2.60      | 2.60      | 2.60      | 2.60      | 2.60      | 2.60      | 0.0%  | 0.0%   |
| Bus Fares Apia Falefa           | 3.49  | one adult    | 3.70      | 3.70      | 3.70      | 3.70      | 3.70      | 3.70      | 0.0%  | 0.0%   |
| Labour charge car repair        | 3.38  | min charge   | 67.00     | 67.00     | 67.00     | 67.00     | 67.00     | 67.00     | 0.0%  | 0.0%   |
| New Pickup Ford Ranger Double   | 3.25  | 3200 cc      | 94000.00  | 94000.00  | 94000.00  | 125000.00 | 125000.00 | 125000.00 | 0.0%  | 33.0%  |
| New Pickup Toyota Hilux Double  | 3.25  | 3200 cc      | 105000.00 | 105000.00 | 105000.00 | 118000.00 | 118000.00 | 118000.00 | 0.0%  | 12.4%  |
| Used Mini van Toyota Noah (a)   | 2.42  | 2000 cc      | 21600.00  | 24600.00  | 24600.00  | 24000.00  | 24000.00  | 26000.00  | 8.3%  | 5.7%   |
| Used Mini van Toyota Voxy (a)   | 2.42  | 2000 cc      | 21600.00  | 24600.00  | 24600.00  | 24833.33  | 24833.33  | 26000.00  | 4.7%  | 5.7%   |
| Car Tyre                        | 1.49  | 195/70 R(14) | 212.50    | 212.50    | 212.50    | 215.00    | 215.00    | 215.00    | 0.0%  | 1.2%   |
| Boat Fares Mulifanua Salelologa | 1.14  | one way      | 10.00     | 10.00     | 10.00     | 10.00     | 10.00     | 10.00     | 0.0%  | 0.0%   |
| Boat Fares Apia Pago Apia       | 1.14  | min charge   | 120.00    | 120.00    | 120.00    | 140.00    | 140.00    | 140.00    | 0.0%  | 16.7%  |



## 08 Communication

|                                    |       |            |       |       |       |       |       |       |      |      |
|------------------------------------|-------|------------|-------|-------|-------|-------|-------|-------|------|------|
| Calling per minute Rate cell phone | 10.02 | per minute | 0.55  | 0.55  | 0.55  | 0.59  | 0.59  | 0.59  | 0.0% | 7.3% |
| Internet data bundles per mb Rate  | 10.02 | per mb     | 0.33  | 0.33  | 0.33  | 0.33  | 0.33  | 0.33  | 0.0% | 0.0% |
| Calling per minute Rate cell phone | 10.02 | per minute | 0.49  | 0.49  | 0.49  | 0.49  | 0.49  | 0.49  | 0.0% | 0.0% |
| Internet data bundles per mb Rate  | 10.02 | per mb     | 0.33  | 0.33  | 0.33  | 0.33  | 0.33  | 0.33  | 0.0% | 0.0% |
| Telephone Rental                   | 3.87  | 1 month    | 24.15 | 24.15 | 24.15 | 24.15 | 24.15 | 24.15 | 0.0% | 0.0% |
| Prepaid Internet                   | 3.06  | 30 mins    | 5.80  | 5.80  | 5.80  | 5.80  | 5.80  | 5.80  | 0.0% | 0.0% |
| Telephone call NZ                  | 1.50  | 3 mins     | 2.37  | 2.37  | 2.37  | 2.37  | 2.37  | 2.37  | 0.0% | 0.0% |
| Telephone call USA                 | 1.50  | 3 mins     | 2.97  | 2.97  | 2.97  | 2.97  | 2.97  | 2.97  | 0.0% | 0.0% |
| Telephone call local               | 1.50  | 1 min      | 0.10  | 0.10  | 0.10  | 0.10  | 0.10  | 0.10  | 0.0% | 0.0% |

## 09 Recreation and culture

|                                 |      |         |         |         |         |         |         |         |       |       |
|---------------------------------|------|---------|---------|---------|---------|---------|---------|---------|-------|-------|
| Television LCD 32" (a)          | 2.30 | LCD 32" | 929.33  | 815.83  | 815.83  | 737.38  | 809.86  | 832.33  | 2.8%  | 2.0%  |
| Exercise Book warwick           | 1.44 | 1B4     | 1.47    | 1.47    | 1.47    | 1.72    | 1.72    | 1.72    | 0.0%  | 17.0% |
| Laptop (a)                      | 1.33 | each    | 3503.00 | 3522.80 | 3522.80 | 4040.67 | 3898.83 | 3865.50 | -0.9% | 9.7%  |
| Weedkiller Graxomone/Agriquat ( | 0.56 | 1ltr    | 51.67   | 51.67   | 51.67   | 46.67   | 46.67   | 46.67   | 0.0%  | -9.7% |
| Cinema Admission                | 0.41 | ticket  | 15.00   | 15.00   | 15.00   | 15.00   | 15.00   | 15.00   | 0.0%  | 0.0%  |
| News Paper Samoa Observer       | 0.01 | each    | 2.50    | 2.50    | 2.50    | 2.88    | 2.88    | 2.88    | 0.0%  | 15.0% |
| News Paper Newsline             | 0.01 | each    | 2.50    | 2.50    | 2.50    | 2.50    | 2.50    | 2.50    | 0.0%  | 0.0%  |

## 10 Education

|                                   |      |              |        |        |        |        |        |        |      |      |
|-----------------------------------|------|--------------|--------|--------|--------|--------|--------|--------|------|------|
| Fees Primary PTA/registration fee | 7.23 | Year 6       | 72.50  | 72.50  | 72.50  | 72.50  | 72.50  | 72.50  | 0.0% | 0.0% |
| Fees Secondary PTA/registration   | 5.11 | Year 10      | 58.00  | 58.00  | 58.00  | 58.00  | 58.00  | 58.00  | 0.0% | 0.0% |
| Fees Tertiary NUS registration Sc | 3.79 | registration | 122.00 | 122.00 | 122.00 | 122.00 | 122.00 | 122.00 | 0.0% | 0.0% |
| Fees Secondary Y Examination F    | 3.61 | Y12-13       | 25.50  | 25.50  | 25.50  | 25.50  | 25.50  | 25.50  | 0.0% | 0.0% |

## 11 Restaurants and hotels

|                               |      |         |       |       |       |       |       |       |      |      |
|-------------------------------|------|---------|-------|-------|-------|-------|-------|-------|------|------|
| Fish & Chip Meal              | 7.79 | 1 serve | 11.58 | 11.58 | 11.58 | 11.83 | 11.83 | 11.83 | 0.0% | 2.2% |
| Curry & Chopsuey Meal         | 4.87 | 1 serve | 5.33  | 5.33  | 5.33  | 5.33  | 5.33  | 5.33  | 0.0% | 0.0% |
| Chicken & Chips Meal (a)      | 4.87 | 1 serve | 13.57 | 13.57 | 13.57 | 13.64 | 13.64 | 13.64 | 0.0% | 0.5% |
| Steam rice & chicken Meal (a) | 4.87 | 1 serve | 6.67  | 6.67  | 6.67  | 7.00  | 7.00  | 7.00  | 0.0% | 5.0% |

## 12 Miscellaneous goods and services

|                               |      |             |         |         |         |         |         |         |       |       |
|-------------------------------|------|-------------|---------|---------|---------|---------|---------|---------|-------|-------|
| Toilet Paper Sofan deluxe ply | 8.52 | 250 sheets  | 1.26    | 1.26    | 1.26    | 1.25    | 1.24    | 1.24    | 0.0%  | -2.0% |
| Hair Gel                      | 4.59 | 1124 ml     | 5.71    | 5.71    | 5.71    | 5.61    | 5.53    | 5.53    | 0.0%  | -3.3% |
| Storage of remains (a)        | 4.41 | per day     | 66.67   | 66.67   | 66.67   | 66.67   | 66.67   | 66.67   | 0.0%  | 0.0%  |
| Basic Casket (a)              | 4.41 | each        | 1966.67 | 1966.67 | 1966.67 | 1966.67 | 1966.67 | 1966.67 | 0.0%  | 0.0%  |
| Standard Embalming (a)        | 4.41 | 1 person    | 1525.00 | 1525.00 | 1525.00 | 1675.00 | 1675.00 | 1675.00 | 0.0%  | 9.8%  |
| Toilet soap Protex (a)        | 4.38 | 90g         | 2.04    | 2.05    | 2.02    | 2.05    | 2.01    | 2.02    | 0.5%  | 0.0%  |
| Diapers Soft Love (a)         | 4.19 | 5kg-10kg    | 7.50    | 7.50    | 7.50    | 7.50    | 7.59    | 7.47    | -1.5% | -0.4% |
| Toilet soap Lux               | 3.87 | 85g         | 1.33    | 1.38    | 1.36    | 1.41    | 1.39    | 1.31    | -5.4% | -3.7% |
| Paste Colgate regular flavour | 3.43 | 140g        | 4.99    | 5.02    | 5.01    | 5.08    | 5.08    | 5.08    | 0.0%  | 1.3%  |
| Diapers Huggies               | 1.30 | 16kg & over | 39.72   | 41.89   | 42.50   | 43.51   | 43.51   | 43.51   | 0.0%  | 2.4%  |

Source : Samoa Bureau Statistics

(a) : New commodity from February 2016

(P) : Provisional figures

Note : Please note unit of conversion was in pound's (lb's) but been converted into kilograms (kg)



**Table 4. IMPORTED GOODS COMPONENT OF THE CONSUMER PRICE INDEX**

(Base Period : Average Prices February 2016 = 100)

|                                     | All Items    | Food and Non Alcoholic Beverages | Alcoholic Beverages, Tobacco and Narcotics | Clothing and Footwear | Housing, Water , Electricity, Gas and other Fuels | Furnishings, Household Equipment and Maintenance | Health     | Transport   | Communication | Recreation and Culture | Education  | Restaurants | Miscellaneous goods and services |
|-------------------------------------|--------------|----------------------------------|--|-----------------------|---|--|------------|-------------|---------------|------------------------|------------|-------------|----------------------------------|
| <i>Weights</i>                      | <b>494.7</b> | <b>269.1</b>                     | <b>23.8</b>                                | <b>15.2</b>           | <b>28.3</b>                                       | <b>26.9</b>                                      | <b>2.5</b> | <b>88.6</b> | <i>n.a</i>    | <b>5.6</b>             | <i>n.a</i> | <i>n.a</i>  | <b>34.7</b>                      |
| <i>Ave - 2020</i>                   | 107.9        | 112.2                            | 117.1                                      | 93.2                  | 96.0  | 97.7   | 95.8       | 107.4       |               | 87.6                   |            |             | 98.0                             |
| <i>Ave - 2021</i>                   | 114.0        | 118.4                            | 118.8                                      | 100.9                 | 99.1  | 98.7   | 108.0      | 119.9       |               | 87.3                   |            |             | 95.9                             |
| <i>Ave - 2022</i>                   | 131.5        | 136.3                            | 119.2                                      | 114.6                 | 121.9   | 105.7  | 100.9      | 149.1       |               | 90.4                   |            |             | 102.0                            |
| <i>Ave - 2023</i>                   | 141.3        | 154.7                            | 108.5                                      | 117.0                 | 123.2   | 109.3  | 94.3       | 145.2       |               | 92.2                   |            |             | 111.7                            |
| <b>2023</b>                         |              |                                  |  |                       |   |  |            |             |               |                        |            |             |                                  |
| June                                | 144.2        | 158.4                            | 102.4                                      | 117.8                 | 131.7   | 107.6  | 94.1       | 148.7       |               | 91.7                   |            |             | 112.7                            |
| July                                | 143.2        | 159.8                            | 102.3                                      | 117.8                 | 118.7   | 109.9  | 94.1       | 142.4       |               | 90.6                   |            |             | 113.4                            |
| August                              | 140.8        | 156.4                            | 103.2                                      | 117.7                 | 117.9   | 109.7  | 89.7       | 140.1       |               | 90.0                   |            |             | 113.0                            |
| September                           | 140.1        | 153.4                            | 103.2                                      | 118.0                 | 119.3   | 111.0  | 91.8       | 143.8       |               | 91.2                   |            |             | 113.1                            |
| October                             | 142.1        | 154.1                            | 103.3                                      | 117.8                 | 122.7   | 111.2  | 96.0       | 152.2       |               | 91.6                   |            |             | 112.0                            |
| November                            | 142.0        | 152.0                            | 103.8                                      | 117.8                 | 126.6   | 112.3  | 96.0       | 155.7       |               | 94.1                   |            |             | 111.9                            |
| December                            | 142.0        | 155.8                            | 103.8                                      | 117.8                 | 121.5   | 112.9  | 96.0       | 146.0       |               | 92.2                   |            |             | 111.1                            |
| <b>2024</b>                         |              |                                  |  |                       |   |  |            |             |               |                        |            |             |                                  |
| January                             | 143.4        | 159.3                            | 104.0                                      | 117.7                 | 119.6   | 114.7  | 107.7      | 142.9       |               | 98.0                   |            |             | 110.4                            |
| February                            | 145.9        | 164.4                            | 104.0                                      | 116.1                 | 119.0   | 113.4  | 118.8      | 141.6       |               | 94.3                   |            |             | 112.3                            |
| March                               | 145.9        | 163.0                            | 104.0                                      | 116.0                 | 118.7   | 113.8  | 120.4      | 145.9       |               | 94.2                   |            |             | 112.3                            |
| April                               | 146.3        | 162.0                            | 104.0                                      | 116.3                 | 120.1   | 116.3  | 120.4      | 149.5       |               | 94.2                   |            |             | 113.0                            |
| May                                 | 146.0        | 161.6                            | 104.0                                      | 115.7                 | 119.6   | 117.1  | 120.4      | 149.6       |               | 98.3                   |            |             | 111.8                            |
| June (P)                            | 144.1        | 157.0                            | 104.6                                      | 114.4                 | 119.6   | 116.9  | 115.7      | 153.4       |               | 98.8                   |            |             | 110.8                            |
| <b><u>Percentage Change (P)</u></b> |              |                                  |  |                       |   |  |            |             |               |                        |            |             |                                  |
| Jun 2024 over Jun 2023              | -0.1%        | -0.9%                            | 2.2%                                       | -2.9%                 | -9.2%   | 8.6%   | 23.0%      | 3.1%        |               | 7.8%                   |            |             | -1.7%                            |
| Jun 2024 over May 2024              | -1.3%        | -2.9%                            | 0.6%                                       | -1.1%                 | 0.0%  | -0.2%  | -3.8%      | 2.5%        |               | 0.5%                   |            |             | -0.9%                            |

Samoa Bureau Statistics

(P) : Provisional figures

Note : n.a. Not applicable





**Table 5. IMPORTED ITEMS UNDERLYING INDEX**

(Base Period : Average Prices February 2016 = 100)

|                                     | All Items    | Food and Non Alcoholic Beverages | Alcoholic Beverages, Tobacco and Narcotics | Clothing and Footwear | Housing, Water , Electricity, Gas and other Fuels | Furnishings, Household Equipment and Maintenance | Health     | Transport   | Communication | Recreation and Culture | Education  | Restaurants | Miscellaneous goods and services |
|-------------------------------------|--------------|----------------------------------|--|-----------------------|---|--|------------|-------------|---------------|------------------------|------------|-------------|----------------------------------|
| <b>Weights</b>                      | <b>401.2</b> | <b>269.1</b>                     | <b>n.a</b>                                 | <b>15.2</b>           | <b>24.2</b>                                       | <b>26.9</b>                                      | <b>2.5</b> | <b>23.0</b> | <b>n.a</b>    | <b>5.6</b>             | <b>n.a</b> | <b>n.a</b>  | <b>34.7</b>                      |
| <i>Ave - 2020</i>                   | 107.6        | 112.2                            |  | 93.2                  | 93.7  | 97.7   | 95.8       | 110.4       |               | 87.6                   |            |             | 98.0                             |
| <i>Ave - 2021</i>                   | 112.3        | 118.4                            |  | 100.9                 | 94.5  | 98.7   | 108.0      | 114.4       |               | 87.3                   |            |             | 95.9                             |
| <i>Ave - 2022</i>                   | 126.8        | 136.3                            |  | 114.6                 | 110.2   | 105.7  | 100.9      | 115.7       |               | 90.4                   |            |             | 102.0                            |
| <i>Ave - 2023</i>                   | 141.1        | 154.7                            |  | 117.0                 | 113.3   | 109.3  | 94.3       | 126.7       |               | 92.2                   |            |             | 111.7                            |
| 2023                                |              |                                  |  |                       |   |  |            |             |               |                        |            |             |                                  |
| June                                | 144.4        | 158.4                            |  | 117.8                 | 125.8   | 107.6  | 94.1       | 125.8       |               | 91.7                   |            |             | 112.7                            |
| July                                | 145.0        | 159.8                            |  | 117.8                 | 111.3   | 109.9  | 94.1       | 132.5       |               | 90.6                   |            |             | 113.4                            |
| August                              | 142.6        | 156.4                            |  | 117.7                 | 111.2   | 109.7  | 89.7       | 132.5       |               | 90.0                   |            |             | 113.0                            |
| September                           | 140.7        | 153.4                            |  | 118.0                 | 111.2   | 111.0  | 91.8       | 131.5       |               | 91.2                   |            |             | 113.1                            |
| October                             | 141.1        | 154.1                            |  | 117.8                 | 111.0   | 111.2  | 96.0       | 131.5       |               | 91.6                   |            |             | 112.0                            |
| November                            | 139.9        | 152.0                            |  | 117.8                 | 110.3   | 112.3  | 96.0       | 133.4       |               | 94.1                   |            |             | 111.9                            |
| December                            | 142.4        | 155.8                            |  | 117.8                 | 110.4   | 112.9  | 96.0       | 133.3       |               | 92.2                   |            |             | 111.1                            |
| 2024                                |              |                                  |  |                       |   |  |            |             |               |                        |            |             |                                  |
| January                             | 144.9        | 159.3                            |  | 117.7                 | 110.3   | 114.7  | 107.7      | 133.4       |               | 98.0                   |            |             | 110.4                            |
| February                            | 148.2        | 164.4                            |  | 116.1                 | 109.8   | 113.4  | 118.8      | 132.1       |               | 94.3                   |            |             | 112.3                            |
| March                               | 147.3        | 163.0                            |  | 116.0                 | 109.0   | 113.8  | 120.4      | 133.3       |               | 94.2                   |            |             | 112.3                            |
| April                               | 147.0        | 162.0                            |  | 116.3                 | 110.0   | 116.3  | 120.4      | 133.3       |               | 96.9                   |            |             | 113.0                            |
| May                                 | 146.7        | 161.6                            |  | 115.7                 | 109.8   | 117.1  | 120.4      | 133.3       |               | 98.3                   |            |             | 111.8                            |
| June (P)                            | 143.6        | 157.0                            |  | 114.4                 | 109.7   | 116.9  | 115.7      | 135.5       |               | 98.8                   |            |             | 110.8                            |
| <b><u>Percentage Change (P)</u></b> |              |                                  |  |                       |   |  |            |             |               |                        |            |             |                                  |
| Jun 2024 over Jun 2023              | -0.6%        | -0.9%                            |  | -2.9%                 | -12.8%  | 8.6%   | 23.0%      | 7.7%        |               | 7.8%                   |            |             | -1.2%                            |
| Jun 2024 over May 2024              | -2.1%        | -2.9%                            |  | -1.1%                 | -0.1%   | -0.2%  | -3.8%      | 1.7%        |               | 0.5%                   |            |             | -0.9%                            |

Source : Samoa Bureau Statistics

(P) : Provisional figures

Note : n.a. Not applicable



**Table 6. LOCAL GOODS COMPONENT OF THE CONSUMER PRICE INDEX**

(Base Period : Average Prices February 2016 = 100)

| Group                               | All Items    | Food and Non Alcoholic Beverages | Alcoholic Beverages, Tobacco and Narcotics | Clothing and Footwear | Housing, Water , Electricity, Gas and other Fuels | Furnishings, Household Equipment and Maintenance | Health     | Transport   | Communication | Recreation and Culture | Education   | Restaurants | Miscellaneous goods and services |
|-------------------------------------|--------------|----------------------------------|--|-----------------------|---|--|------------|-------------|---------------|------------------------|-------------|-------------|----------------------------------|
| <b>Weights</b>                      | <b>505.3</b> | <b>134.6</b>                     | <b>104.6</b>                               | <b>6.0</b>            | <b>91.3</b>                                       | <b>3.9</b>                                       | <b>2.2</b> | <b>59.9</b> | <b>51.5</b>   | <b>0.4</b>             | <b>19.7</b> | <b>22.4</b> | <b>8.8</b>                       |
| Ave - 2020                          | 105.3        | 106.8                            | 120.7                                      | 94.2                  | 87.6  | 100.3  | 103.0      | 100.1       | 104.2         | 100.0                  | 114.9       | 109.4       | 102.3                            |
| Ave - 2021                          | 105.9        | 105.6                            | 122.2                                      | 93.8                  | 90.3  | 100.3  | 103.0      | 99.6        | 107.1         | 100.0                  | 109.9       | 111.2       | 102.3                            |
| Ave - 2022                          | 112.6        | 122.8                            | 123.6                                      | 92.1                  | 84.2  | 100.6  | 103.0      | 104.3       | 124.5         | 100.0                  | 109.4       | 126.2       | 102.3                            |
| Ave - 2023                          | 122.2        | 148.8                            | 127.3                                      | 93.4                  | 84.8  | 101.1  | 103.0      | 110.2       | 132.0         | 100.0                  | 97.4        | 140.0       | 109.2                            |
| 2023                                |              |                                  |  |                       |   |  |            |             |               |                        |             |             |                                  |
| June                                | 123.9        | 155.1                            | 126.9                                      | 93.6                  | 85.0  | 101.2  | 103.0      | 112.1       | 132.0         | 100.0                  | 96.3        | 140.1       | 107.0                            |
| July                                | 124.9        | 158.9                            | 128.0                                      | 93.6                  | 85.0  | 101.2  | 103.0      | 109.4       | 132.0         | 100.0                  | 96.3        | 140.1       | 113.0                            |
| August                              | 125.0        | 157.5                            | 127.7                                      | 93.6                  | 85.0  | 101.2  | 103.0      | 112.2       | 132.0         | 100.0                  | 96.3        | 141.9       | 113.0                            |
| September                           | 123.6        | 152.7                            | 128.2                                      | 94.2                  | 85.0  | 101.1  | 103.0      | 110.8       | 132.0         | 100.0                  | 96.3        | 141.9       | 113.0                            |
| October                             | 122.7        | 148.9                            | 129.0                                      | 95.1                  | 85.0  | 101.1  | 103.0      | 110.4       | 132.0         | 100.0                  | 96.3        | 141.9       | 113.0                            |
| November                            | 123.1        | 149.4                            | 129.1                                      | 94.7                  | 85.0  | 101.3  | 103.0      | 112.8       | 132.0         | 100.0                  | 96.3        | 141.9       | 113.0                            |
| December                            | 122.3        | 148.0                            | 128.8                                      | 94.7                  | 84.7  | 101.4  | 103.0      | 109.9       | 132.0         | 100.0                  | 96.3        | 141.9       | 113.0                            |
| 2024                                |              |                                  |  |                       |   |  |            |             |               |                        |             |             |                                  |
| January                             | 123.7        | 151.2                            | 129.0                                      | 95.1                  | 84.7  | 101.4  | 103.0      | 112.8       | 133.7         | 100.2                  | 96.3        | 141.9       | 113.0                            |
| February                            | 121.4        | 143.5                            | 129.5                                      | 95.5                  | 84.7  | 101.4  | 103.0      | 109.9       | 133.7         | 100.4                  | 96.3        | 141.9       | 113.0                            |
| March                               | 121.9        | 144.4                            | 129.5                                      | 95.5                  | 84.7  | 101.4  | 103.0      | 111.5       | 133.7         | 100.4                  | 96.3        | 143.0       | 113.0                            |
| April                               | 122.6        | 147.7                            | 129.3                                      | 95.5                  | 84.7  | 101.4  | 103.0      | 110.3       | 133.7         | 100.4                  | 96.3        | 143.0       | 113.0                            |
| May                                 | 125.8        | 158.8                            | 129.2                                      | 95.5                  | 84.7  | 101.4  | 103.0      | 112.1       | 133.7         | 100.4                  | 96.3        | 143.0       | 113.0                            |
| June (P)                            | 126.2        | 160.6                            | 129.2                                      | 94.9                  | 84.7  | 101.4  | 103.0      | 111.9       | 133.7         | 100.4                  | 96.3        | 143.0       | 113.0                            |
| <b><u>Percentage Change (P)</u></b> |              |                                  |  |                       |   |  |            |             |               |                        |             |             |                                  |
| Jun 2024 over Jun 2023              | 1.8%         | 3.5%                             | 1.8%                                       | 1.4%                  | -0.4%   | 0.2%   | 0.0%       | -0.2%       | 1.3%          | 0.4%                   | 0.0%        | 2.1%        | 5.6%                             |
| Jun 2024 over May 2024              | 0.4%         | 1.1%                             | 0.0%                                       | -0.6%                 | 0.0%  | 0.0%   | 0.0%       | -0.2%       | 0.0%          | 0.0%                   | 0.0%        | 0.0%        | 0.0%                             |

Source : Samoa Bureau Statistics

(P) : Provisional figures



**Table 7. LOCAL ITEMS UNDERLYING INDEX**

**(Base Period : Average Prices February 2016 = 100)**

| Group                               | All Items    | Food and Non Alcoholic Beverages | Alcoholic Beverages, Tobacco and Narcotics | Clothing and Footwear | Housing, Water, Electricity, Gas and other Fuels | Furnishings, Household Equipment and Maintenance | Health     | Transport  | Communication | Recreation and Culture | Education   | Restaurants | Miscellaneous goods and services |
|-------------------------------------|--------------|----------------------------------|--|-----------------------|--|--|------------|------------|---------------|------------------------|-------------|-------------|----------------------------------|
| <b>Weights</b>                      | <b>185.5</b> | <b>76.1</b>                      | <b>n.a</b>                                 | <b>6.0</b>            | <b>n.a</b>                                       | <b>3.9</b>                                       | <b>1.0</b> | <b>3.4</b> | <b>51.5</b>   | <b>n.a</b>             | <b>12.3</b> | <b>22.4</b> | <b>8.8</b>                       |
| Ave - 2020                          | 104.6        | 101.9                            |  | 94.2                  |  | 100.3  | 106.3      | 108.6      | 104.2         |                        | 120.6       | 109.4       | 102.3                            |
| Ave - 2021                          | 105.1        | 102.1                            |  | 93.8                  |  | 100.3  | 106.3      | 108.6      | 107.1         |                        | 112.7       | 111.2       | 102.3                            |
| Ave - 2022                          | 114.3        | 108.1                            |  | 92.1                  |  | 100.6  | 106.3      | 114.4      | 124.5         |                        | 111.9       | 126.2       | 102.3                            |
| Ave - 2023                          | 123.1        | 119.5                            |  | 93.4                  |  | 101.1  | 106.3      | 114.4      | 132.0         |                        | 111.9       | 140.0       | 109.2                            |
| 2023                                |              |                                  |  |                       |  |  |            |            |               |                        |             |             |                                  |
| June                                | 123.2        | 120.1                            |  | 93.6                  |  | 101.2  | 106.3      | 114.4      | 132.0         |                        | 111.9       | 140.1       | 107.0                            |
| July                                | 123.6        | 120.4                            |  | 93.6                  |  | 101.2  | 106.3      | 114.4      | 132.0         |                        | 111.9       | 140.1       | 113.0                            |
| August                              | 124.1        | 120.9                            |  | 93.6                  |  | 101.2  | 106.3      | 114.4      | 132.0         |                        | 111.9       | 141.9       | 113.0                            |
| September                           | 124.4        | 121.6                            |  | 94.2                  |  | 101.1  | 106.3      | 114.4      | 132.0         |                        | 111.9       | 141.9       | 113.0                            |
| October                             | 124.5        | 121.8                            |  | 95.1                  |  | 101.1  | 106.3      | 114.4      | 132.0         |                        | 111.9       | 141.9       | 113.0                            |
| November                            | 124.6        | 122.2                            |  | 94.7                  |  | 101.3  | 106.3      | 114.4      | 132.0         |                        | 111.9       | 141.9       | 113.0                            |
| December                            | 124.4        | 121.6                            |  | 94.7                  |  | 101.4  | 106.3      | 114.4      | 132.0         |                        | 111.9       | 141.9       | 113.0                            |
| 2024                                |              |                                  |  |                       |  |  |            |            |               |                        |             |             |                                  |
| January                             | 125.0        | 121.8                            |  | 95.1                  |  | 101.4  | 106.3      | 114.4      | 133.7         |                        | 111.9       | 141.9       | 113.0                            |
| February                            | 125.0        | 121.8                            |  | 95.5                  |  | 101.4  | 106.3      | 114.4      | 133.7         |                        | 111.9       | 141.9       | 113.0                            |
| March                               | 125.0        | 121.6                            |  | 95.5                  |  | 101.4  | 106.3      | 114.4      | 133.7         |                        | 111.9       | 143.0       | 113.0                            |
| April                               | 125.1        | 121.9                            |  | 95.5                  |  | 101.4  | 106.3      | 114.4      | 133.7         |                        | 111.9       | 143.0       | 113.0                            |
| May                                 | 125.3        | 122.2                            |  | 95.5                  |  | 101.4  | 106.3      | 114.4      | 133.7         |                        | 111.9       | 143.0       | 113.0                            |
| June (P)                            | 125.4        | 122.5                            |  | 94.9                  |  | 101.4  | 106.3      | 114.4      | 133.7         |                        | 111.9       | 143.0       | 113.0                            |
| <b><u>Percentage Change (P)</u></b> |              |                                  |  |                       |  |  |            |            |               |                        |             |             |                                  |
| Jun 2024 over Jun 2023              | 1.8%         | 2.0%                             |  | 1.4%                  |  | 0.2%   | 0.0%       | 0.0%       | 1.3%          |                        | 0.0%        | 2.1%        | 5.6%                             |
| Jun 2024 over May 2024              | 0.1%         | 0.2%                             |  | -0.6%                 |  | 0.0%   | 0.0%       | 0.0%       | 0.0%          |                        | 0.0%        | 0.0%        | 0.0%                             |

Source : Samoa Bureau Statistics

(P) : Provisional figures

Note : n.a. Not applicable





**Table 8. CONSUMER PRICE INDEX (AVERAGE ANNUAL INFLATION RATE).**

(Base Period : Average Prices February 2016 = 100)

|                | All Items     | Food and Non Alcoholic Beverages | Alcoholic Beverages, Tobacco and Narcotics | Clothing and Footwear | Housing, Water, Electricity, Gas and other Fuels | Furnishings, Household Equipment, and Maintenance | Health     | Transport    | Communication | Recreation and Culture | Education   | Restaurants | Miscellaneous goods and services |
|----------------|---------------|----------------------------------|--|-----------------------|--|---|------------|--------------|---------------|------------------------|-------------|-------------|----------------------------------|
| <b>Weights</b> | <b>1000.0</b> | <b>403.7</b>                     | <b>128.4</b>                               | <b>21.2</b>           | <b>119.6</b>                                     | <b>30.8</b>                                       | <b>4.6</b> | <b>148.5</b> | <b>51.5</b>   | <b>6.1</b>             | <b>19.7</b> | <b>22.4</b> | <b>43.5</b>                      |
| 2019           | 1.0           | 1.0                              | 4.1  | -1.6                  | 4.4  | -1.6  | 3.1        | -3.2         | 0.9           | -4.2                   | 2.8         | 4.4         | 0.0                              |
| 2020           | -1.6          | -1.5                             | 2.7  | -0.3                  | -5.7   | 1.8   | -0.9       | -6.1         | 0.0           | -0.3                   | 1.2         | 5.9         | 1.0                              |
| 2021           | 3.1           | 3.4                              | 1.3  | 5.8                   | 3.1  | 0.9   | 6.5        | 7.0          | 2.8           | -0.3                   | -4.3        | 1.7         | -1.6                             |
| 2022           | 11.0          | 15.5                             | 1.0  | 9.5                   | 0.8  | 6.2   | -3.6       | 17.3         | 16.2          | 3.2                    | -0.4        | 13.5        | 5.0                              |
| 2023           | 7.9           | 15.9                             | 0.8  | 1.9                   | 0.8  | 3.1   | -3.4       | 0.0          | 6.0           | 1.9                    | -11.0       | 10.9        | 8.9                              |
| 2023           |               |                                  |  |                       |  |   |            |              |               |                        |             |             |                                  |
| June           | 12.0          | 19.1                             | 1.3  | 1.9                   | 0.8  | 5.9   | -3.5       | 12.0         | 17.4          | 2.8                    | -5.0        | 17.1        | 9.4                              |
| July           | 11.5          | 19.0                             | 1.2  | 1.8                   | 1.1  | 5.3   | -3.9       | 9.5          | 14.8          | 2.6                    | -6.0        | 16.4        | 9.7                              |
| August         | 10.3          | 18.2                             | 1.1  | 1.7                   | 1.1  | 4.6   | -5.0       | 5.5          | 12.3          | 2.1                    | -7.0        | 15.9        | 9.7                              |
| September      | 9.1           | 16.6                             | 0.9  | 1.7                   | 1.3  | 4.1   | -5.1       | 3.0          | 9.9           | 1.7                    | -8.0        | 14.6        | 9.7                              |
| October        | 8.3           | 15.5                             | 0.9  | 1.6                   | 1.8  | 3.4   | -4.4       | 1.7          | 8.4           | 2.1                    | -9.0        | 13.5        | 9.6                              |
| November       | 8.0           | 15.5                             | 0.8  | 1.8                   | 1.3  | 3.1   | -3.9       | 0.7          | 7.2           | 2.1                    | -10.0       | 12.2        | 9.3                              |
| December       | 7.9           | 15.9                             | 0.8  | 1.9                   | 0.8  | 3.1   | -3.4       | 0.0          | 6.0           | 1.9                    | -11.0       | 10.9        | 8.9                              |
| 2024           |               |                                  |  |                       |  |   |            |              |               |                        |             |             |                                  |
| January        | 7.3           | 15.1                             | 0.7  | 2.1                   | 0.3  | 3.2   | -2.4       | -0.8         | 5.0           | 1.9                    | -12.0       | 10.2        | 8.4                              |
| February       | 6.6           | 13.7                             | 0.7  | 2.5                   | -0.1   | 3.2   | -0.7       | -1.0         | 4.0           | 1.7                    | -11.1       | 9.4         | 8.0                              |
| March          | 5.9           | 12.5                             | 0.4  | 2.4                   | -0.5   | 3.4   | 0.8        | -1.2         | 3.0           | 1.7                    | -10.2       | 8.1         | 7.1                              |
| April          | 5.1           | 10.7                             | 0.4  | 2.2                   | -0.8   | 3.7   | 2.2        | -1.1         | 2.1           | 1.4                    | -9.3        | 6.8         | 6.3                              |
| May            | 4.4           | 9.4                              | 0.4  | 2.1                   | -0.9   | 4.0   | 3.2        | -1.4         | 1.1           | 2.0                    | -8.3        | 5.5         | 5.5                              |
| June (P)       | 3.6           | 7.7                              | 0.5  | 1.8                   | -1.4   | 4.6   | 3.9        | -1.2         | 0.2           | 2.5                    | -7.4        | 4.9         | 4.6                              |

Source : Samoa Bureau Statistics

(P) : Provisional figures



**Table 9 Consumer Price Index (Percentage change and Average Annual Inflation)**

(Base Period: Average Prices February 2016 = 100)

|           | CPI<br>ALL ITEMS | Percentage<br>change over<br>previous<br>month | Last 12<br>months over<br>previous 12<br>months | UNDERLYING<br>ALL ITEMS | Percentage<br>change over<br>previous<br>month | Last 12<br>months over<br>previous 12<br>months | LOCAL<br>COMPONENT | Percentage<br>change over<br>previous<br>month | Last 12<br>months over<br>previous 12<br>months | IMPORTED<br>COMPONENT | Percentage<br>change over<br>previous<br>month | Last 12<br>months over<br>previous 12<br>months |
|-----------|------------------|--|---|-------------------------|--|---|--------------------|--|---|-----------------------|--|---|
| 2019      | 108.3            | -  | 1.0   | 107.2                   | -  | 0.5   | 105.5              | -  | 2.8   | 111.1                 | -  | -0.7  |
| 2020      | 106.6            | -  | -1.6  | 106.6                   | -  | -0.5  | 105.3              | -  | -0.2  | 107.9                 | -  | -2.9  |
| 2021      | 109.9            | -  | 3.1   | 110.1                   | -  | 3.2   | 105.9              | -  | 0.6   | 114.0                 | -  | 5.7   |
| 2022      | 122.0            | -  | 11.0  | 122.9                   | -  | 11.6  | 112.6              | -  | 6.3   | 131.5                 | -  | 15.3  |
| 2023      | 131.6            | -  | 7.9   | 135.4                   | -  | 10.2  | 122.2              | -  | 8.5   | 141.3                 | -  | 7.4   |
| 2023      |                  |  |   |                         |  |   |                    |  |   |                       |  |   |
| June      | 133.9            | 1.8  | 12.0  | 137.7                   | 1.9  | 14.2  | 123.9              | 1.8  | 9.2   | 144.2                 | 1.9  | 14.5  |
| July      | 134.0            | 0.0  | 11.5  | 138.2                   | 0.4  | 13.7  | 124.9              | 0.8  | 9.4   | 143.2                 | -0.7   | 13.3  |
| August    | 132.8            | -0.9   | 10.3  | 136.7                   | -1.1   | 12.9  | 125.0              | 0.0  | 9.3   | 140.8                 | -1.6   | 11.2  |
| September | 131.8            | -0.8   | 9.1   | 135.5                   | -0.9   | 11.5  | 123.6              | -1.1   | 9.0   | 140.1                 | -0.5   | 9.2   |
| October   | 132.3            | 0.4  | 8.3   | 135.8                   | 0.2  | 10.4  | 122.7              | -0.7   | 8.9   | 142.1                 | 1.5  | 7.8   |
| November  | 132.4            | 0.1  | 8.0   | 135.1                   | -0.6   | 10.1  | 123.1              | 0.3  | 8.9   | 142.0                 | -0.1   | 7.3   |
| December  | 132.0            | -0.3   | 7.9   | 136.7                   | 1.2  | 10.2  | 122.3              | -0.7   | 8.5   | 142.0                 | 0.0  | 7.4   |
| 2024      |                  |  |   |                         |  |   |                    |  |   |                       |  |   |
| January   | 133.4            | 1.1  | 7.3   | 138.6                   | 1.4  | 9.7   | 123.7              | 1.1  | 8.0   | 143.4                 | 1.0  | 6.7   |
| February  | 133.5            | 0.1  | 6.6   | 140.9                   | 1.6  | 8.8   | 121.4              | -1.8   | 7.5   | 145.9                 | 1.7  | 5.9   |
| March     | 133.8            | 0.2  | 5.9   | 140.3                   | -0.4   | 7.9   | 121.9              | 0.4  | 6.9   | 145.9                 | 0.0  | 5.1   |
| April     | 134.3            | 0.4  | 5.1   | 140.1                   | -0.1   | 7.0   | 122.6              | 0.6  | 5.8   | 146.3                 | 0.3  | 4.4   |
| May       | 135.8            | 1.1  | 4.4   | 139.9                   | -0.1   | 6.1   | 125.8              | 2.6  | 5.2   | 146.0                 | -0.2   | 3.7   |
| June (P)  | 135.1            | -0.5   | 3.6   | 137.8                   | -1.5   | 4.9   | 126.2              | 0.4  | 4.4   | 144.1                 | -1.3   | 2.9   |

Source : Samoa Bureau Statistics

(P) : Provisional figures