

# NEWSLETTER



2014

## CONTENT

META DATA Training develops SBS.....	1
National Accounts Compilation Workshop funded by the IMF.....	1
Balancing a Framework Training funded by the International Monetary Fund.....	2
SBS introduce a new project - Property Mapping.....	2
EPC Customer Satisfaction Survey.....	3
Demographic & Health Survey (DHS).....	3
SBS introduces the 1st ATLAS for Samoa.....	3
Water, Sanitation & Hygiene Survey (WASH).....	3
International Arrival Statistics.....	3
CPI, Trade & Volume Indicators.....	4
For more information.....	4

## META DATA Training develops SBS

*"Providing greater detail from household and other surveys to the public was the aim of a five day consultation for statistics developers, using new META DATA software."*

The **META DATA training** was coordinated by the Division of Demography, Census and Survey, and was held at the TTATE Convention Centre for one week from April 28th to May 2nd 2014. It was conducted by the two trainers Ms Gaye Parcon and Ms Shine Cagas from the Philippines who worked for the Accelerated Data Program (ADP) that funded by the Work Bank.



The main objectives of the training were to:

- \* produce quality metadata of international standards for all the surveys and censuses conducted by the Bureau
- \* learn the quality assurance process
- \* learn a method for efficient data dissemination

Representatives from other Government Ministries namely MESC, MWCSO, MOH, MCIL, NUS, SQA were invited to attend this training and for the Bureau, two selected staffs from each division were also participating. Certificates were presented after the training.

## National Accounts Compilation Workshop funded by the International Monetary Fund (IMF)



A **National Accounts Compilation workshop** was held in Fiji on the 27th to the 31st October 2014, and was funded by the Pacific Financial Technical Assistance Centre, IMF. The ACEO, Leota Aliielua Salani and Lilianetelani Leleimalefaga (Principal statistician) of the Bureau attended this workshop.

The main purpose of this training was to inform the regional national accounts compilers on some of the latest significant developments in the National Accounts. Moreover, the implications of such developments on some of the components of GDP (e.g.) the treatment of some of significant components of GDP brought about by the latest version of the System of National Accounts (SNA) 2008 and how these developments affect certain flows. It was also an opportunity to seek solutions on issues with the compilation of national accounts estimates in the countries of the region.



The objective was to ensure that the latest standards, classifications, methodologies, systems etc are adopted and integrated into the System of National Account to reflect the current development and status of the SNA. Earlier this year, the Bureau completed and published a major development in its National Accounts System which is the Rebased of the National Accounts from the base year 2002 to 2009 and this has incorporated some of the new classifications, methods, systems and standards used for the compilation of national accounts estimates. Yet there is still a lot of improvement needed for the system of National Account.



## Balancing a Framework Training funded by the International Monetary Fund

The ACEO Leota Aliielua Salani, Uaina Kitiona (GFS unit Principal) and Fitimaleula Tipi (GFS unit Senior Officer) attended a training on Balancing the Framework held in Fiji from 21st to 30th July 2014, and funded by the International Monetary Fund-Government of Australia and Government of Japan.

The main purpose of the workshop was to inform all GFS compilers on how to balance the GFS framework with the inclusion of other economic flows which affects the net worth and also, how to record transactions, stocks and flows using a balance sheet view. It was also an opportunity to address the changes made to some GFS technical terms in particular which prescribed in the new manual GFS 2014. Inform all PIC's on the way forward ensuring to keep everyone on par in terms of compilation tasks and progress.



### The Training Objectives:

- \* Enhance the capacity of GFS compilers in the region in completing the framework.
- \* Follow up on island countries progress and developments in GFS since the launching seminar conducted in June 2012.
- \* Share experiences of island countries on difficulties and challenges and to overcome those barriers.
- \* Encouraging all attending countries to compile a compilation manual for their compilers to sustain GFS compilation procedures in the long run.



### LINKS TO THE FINANCIAL STATISTICS DIVISION'S ACTIVITIES & LESSONS LEARNT:

The Finance Statistics division's core outputs of producing and reporting fiscal statistics using GFS format. Learning new concepts that emerged through combining economics, accounting and statistics concepts and fundamentals to derive guidelines on compiling fiscal statistics within the Central Government and how to manage small but complicated economies like Samoa using GFS framework.

## SBS introduce a new project - Poverty Mapping

**Poverty mapping project** is a new development coordinated by the division of Demography, Census and Survey and was funded by the World Bank. The main aim of the project is to identify variables from previous surveys conducted by the Bureau to help in measuring the poverty situation in Samoa. The Household Income and Expenditure Survey (HIES) 2008 data and the Population and Housing Census (PHC) 2011 data were used to select variables to conduct a Poverty analysis and to visualize on the map of Samoa.

### THE OBJECTIVES OF THIS TRAINING WERE TO:


- \* familiarize SBS staff in using some of the new software namely STATS and ADEPT recommended by the World Bank to conduct a poverty analysis for Samoa.
- \* Identify whether Samoa is above the poverty line or not.

Ms Tatiana Sviridova and Mr Sergiy Radyakin from the World Bank, conducted a one week training (May 5th-9th) for the SBS staff. Four participants from the Census division and three from the Economic statistics division attended this training.

The report for this project will be launched in 2015.



## EPC Customer Satisfaction Survey



In February the 6<sup>th</sup> 2014, a Memorandum of Understanding (MOU) was signed between the Samoa Bureau of Statistics (SBS) and the Electric Power Corporation (EPC) for SBS to carry out the corporation's Customer Satisfaction Survey (CSS-2014) and for the final report to be submitted in May 2014.

The main purpose of the CSS 2014 is to collect information to obtain and establish a baseline for customer's satisfaction on the EPC services and to identify the areas of the corporation's services that needs improvement.

The division of Demography, Census and Survey was responsible for the whole project and the final report was submitted to the corporation in early May.

## SBS introduces the 1st ATLAS for Samoa

The Population and Housing Atlas is a new initiative for the Bureau. It will be the first one for Samoa that will include maps of some of the selected indicators from the Population and Housing Census (PHC) 2011 major characteristics as listed below;

- \* Population
- \* Household
- \* Education
- \* Economics
- \* Social

The project will visualize some of the information which is collected from the Census every 5 years by the four statistical regions and political district of Samoa. The Atlas is planned to be launched in 2015.

## International Arrival Statistics

### Second Quarter 2014 compared with second quarter 2013:

- Total arrivals (43,047) increased by 4.6 percent.
- Total visitors (31,728) were up by 1.5 percent.
- 13,500 visitors from New Zealand, up by 5%
- 7,600 visitors from Australia, up by 16%
- 4,400 visitors from American Samoa, down by 22%
- 2,000 visitors from USA, down by 4%
- Samoa residents departed on 13,440 trips, up by 9 percent

### October 2014 compared with October 2013:

- Total arrivals (13,181) increased by 2.4 percent
- Total visitors (10,061) increased by 0.3 percent
- 4,600 visitors from New Zealand, up 1%
- 2,300 visitors from Australia, up 15%
- 1,200 visitors from American Samoa, down 11%
- 600 visitors from USA, up 23%

## Demographic & Health Survey (DHS)



**Demographic and Health Survey (DHS)** is one of the major survey conducted by the Bureau in every 5 years. The first one was done in 2009, and the second one was conducted this year. It is a nationally representative sample survey designed to provide regular data on selected health issues.

The survey was conducted under the close collaboration and partnership of the Bureau through the division of Demography, Census and Survey with the Ministry of Health, Ministry of Women Community and Social Development, NO-LA and also the support of its Donor agencies namely UNFPA, UNICEF, SPC, NZ AID and Aus AID .

Trainings for supervisors was conducted from May 19<sup>th</sup> to 30<sup>th</sup> followed by the enumerators training from June 02<sup>nd</sup> to July 4<sup>th</sup> 2014. Fieldwork was undertaken for 2 months starting from July 7<sup>th</sup> to August 30<sup>th</sup> 2014. The DHS is now in the stage of final data processing and the expectation of the final report to be released in June 2015.

## Water, Sanitation & Hygiene Survey (WASH)

The Samoa Bureau of Statistics through the Social and Environment Statistics Division had been working in collaboration with the Water Sector Coordination Unit of the Ministry of Natural Resources and Environment (NMNRE) in undertaking the **NATIONAL WATER BASELINE SURVEY 2014**.

This was the first ever survey to be undertaken at the national level in Samoa with the following main objectives:

- \* to collect information about knowledge, attitudes and practices of the population regarding water use, sanitation status and hygiene behaviours;
- \* to gain better understanding of the water and sanitation situation nationally thereby enabling more effective targeting of Sector programs and;
- \* to provide data of national as well as international relevance, through the adoption, to the extent possible, of international definitions, standard practices and protocols.

There were 18 temporary enumerators hired to carry out the field work which was conducted for 4 consecutive weeks from October 27<sup>th</sup> to November 22<sup>nd</sup> 2014, Data entry was conducted for 5 weeks from 17<sup>th</sup> November to 19<sup>th</sup> December 2014. Furthermore, it is anticipated that the WASH Survey data will be submitted to MNRE by the end of January 2015.

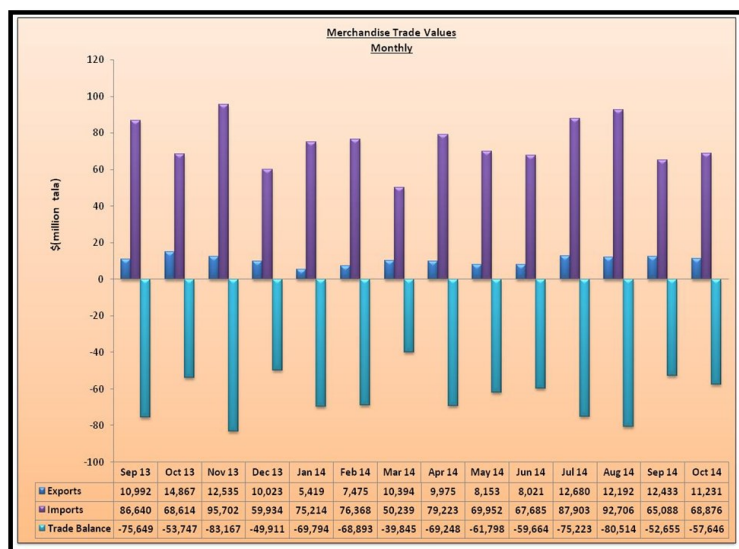


## CPI, Trade & Volume Indicators

### Key facts of Trade for October 2014 compared to September 2014

#### Exports revenue dropped\Import payments Increased

- \* Exports fell \$1.2 million (9.7 percent) to \$11.2 million.
- \* Machineries and vehicles recorded the largest decrease (down \$1.3 million), led by Ignition wiring sets (down \$611 thousand)
- \* Export commodities to Australia fell \$887 thousand to \$7.3 million as well as New Zealand declined \$185 thousand to \$2 million.
- \* Imports rose \$3.8 million (5.8 percent) to \$69 million.
- \* Mineral fuels, Lubricants & Related Materials recorded the largest increase (up \$4.5 million); led by distillate fuel (up \$2 million) and motor spirit (up \$1.2 million)
- \* Imports from Singapore increased \$6 million to \$16 million and from Japan rose \$1 million to \$3 million while imports from New Zealand decreased \$5 million to \$18 million.



#### Merchandise Trade Balance

- \* Trade deficit increased \$5 million (9.5 percent) to \$57.6 million.

### Key facts of CPI for October 2014 compared to November 2014

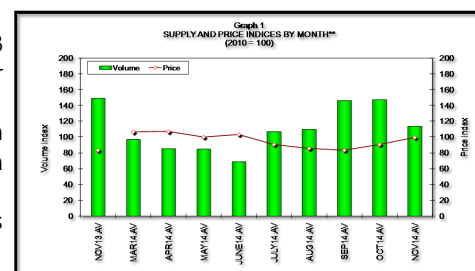
#### Consumer Price Index for November 2014

- \* Consumer Price Index was 0.1 percent higher than in October 2014 and was 3.7 percent higher compared to November 2013.
- \* Increase of the Local Goods by 0.4 percent reflects higher prices for market staples.
- \* This increase was due to the higher prices recorded for the taamu, banana and fresh large fish.
- \* Imported Goods recorded a decrease of 0.5 percent over October 2014.
- \* Decrease was due to the lower prices of chicken leg quarter, canned fish natural oil and the petrol.

### Key facts of LMS for October 2014 compared to November 2014

#### Local Market Survey (LMS) for November 2014

- \* The Local Market Survey in November 2014 showed overall volume decrease 23 percent while average price increased 10 percent when compared to October 2014.
- \* The average supply of taro to the local markets continued its decline for the fourth consecutive month since July 2014 as taro exports have increased significantly in recent months.
- \* Value of supplies decreased 17 percent (to \$44,000) while the number of sellers trading at the local markets also fell 28 percent.



For more information on SBS:

#### LOCATION & CONTACT

Samoa Bureau of Statistics (SBS)  
Level 1 & 2  
Government Building  
Matagalalua  
Phone: (685) 62000  
Fax: (685) 24675

BDM, Ground Floor  
Development Bank of Samoa  
Phone: (685) 32157  
Apia, Samoa

Visit us on our website for more  
detailed data needs or send us an  
email:

Email address: [info.stats@sbs.gov.ws](mailto:info.stats@sbs.gov.ws)  
Website address: [www.sbs.gov.ws](http://www.sbs.gov.ws)

#### NEW STAFF

The Samoa Bureau of Statistics (SBS)  
WELCOMED the new staff on board.  
The new staff are:

**Corporate Service:**  
Fiaputa Lino  
Viiga Ianeta Filemu

**Economic Statistics Division:**  
Tofiga Faalalo

**BDM Division :**  
Maria Jane Su'a (UPOLU Office)  
Faataualofa Sue (SAVAI Office)

**Social Statistics Division:**  
Pepe Tavita Sione

**Finance Statistics Division:**  
Uutau Tuitapu Vali Teo

