

**Table 1. CONSUMER PRICE INDEX.**  
(Base Period : Average Prices February 2016 = 100)

| Group                             | All Items     | Food and Non Alcoholic Beverages | Alcoholic Beverages, Tobacco and Narcotics | Clothing and Footwear | Housing, Water, Electricity, Gas and other Fuels | Furnishings, Household Equipment, and Maintenance | Health     | Transport    | Communication | Recreation and Culture | Education   | Restaurants | Miscellaneous goods and services |
|-----------------------------------|---------------|----------------------------------|--|-----------------------|--|---|------------|--------------|---------------|------------------------|-------------|-------------|----------------------------------|
| <b>Weights</b>                    | <b>1000.0</b> | <b>403.7</b>                     | <b>128.4</b>                               | <b>21.2</b>           | <b>119.6</b>                                     | <b>30.8</b>                                       | <b>4.6</b> | <b>148.5</b> | <b>51.5</b>   | <b>6.1</b>             | <b>19.7</b> | <b>22.4</b> | <b>43.5</b>                      |
| Ave - 2014                        | 99.1          | 94.8                             | 96.1                                       | 98.9                  | 114.3  | 98.9  | 97.3       | 115.8        | 100.1         | 99.7                   | 98.3        | 92.2        | 101.9                            |
| Ave - 2015                        | 99.8          | 97.9                             | 97.7                                       | 98.6                  | 106.0  | 99.7  | 99.9       | 108.7        | 100.0         | 99.9                   | 100.0       | 98.7        | 99.2                             |
| Ave - 2016                        | 101.1         | 103.7                            | 102.8                                      | 98.8                  | 92.6   | 99.4  | 99.2       | 101.3        | 100.0         | 95.4                   | 101.1       | 99.3        | 100.6                            |
| 2016                              |               |                                  |  |                       |  |   |            |              |               |                        |             |             |                                  |
| September                         | 101.3         | 105.0                            | 105.7                                      | 97.5                  | 89.1   | 99.5  | 96.7       | 100.0        | 100.0         | 91.6                   | 102.2       | 98.0        | 100.6                            |
| October                           | 100.5         | 103.3                            | 105.7                                      | 97.7                  | 88.1   | 99.9  | 101.3      | 99.9         | 100.0         | 91.6                   | 102.2       | 98.0        | 99.6                             |
| November                          | 100.2         | 103.0                            | 105.8                                      | 97.7                  | 86.0   | 99.1  | 101.3      | 100.4        | 100.0         | 91.6                   | 102.2       | 98.0        | 99.7                             |
| December                          | 101.0         | 103.3                            | 105.8                                      | 97.7                  | 86.3   | 98.4  | 101.3      | 105.0        | 100.0         | 90.3                   | 102.2       | 98.0        | 99.3                             |
| 2017                              |               |                                  |  |                       |  |   |            |              |               |                        |             |             |                                  |
| January                           | 101.5         | 104.5                            | 106.0                                      | 97.6                  | 90.0   | 98.5  | 101.3      | 102.0        | 100.0         | 91.6                   | 102.2       | 98.0        | 99.1                             |
| February                          | 101.6         | 102.6                            | 106.1                                      | 97.8                  | 91.3   | 98.3  | 94.5       | 108.0        | 100.0         | 87.7                   | 96.8        | 98.0        | 99.6                             |
| March                             | 101.0         | 101.2                            | 105.8                                      | 98.6                  | 90.9   | 99.6  | 94.5       | 107.5        | 100.3         | 88.5                   | 96.8        | 98.0        | 99.3                             |
| April                             | 100.7         | 100.4                            | 107.5                                      | 97.5                  | 89.9   | 99.9  | 94.5       | 107.5        | 100.3         | 90.1                   | 96.8        | 98.0        | 98.6                             |
| May                               | 101.7         | 102.1                            | 107.6                                      | 98.5                  | 91.2   | 99.7  | 95.3       | 108.0        | 100.3         | 90.1                   | 97.8        | 98.0        | 98.2                             |
| June                              | 102.6         | 103.8                            | 107.4                                      | 97.0                  | 92.8   | 99.3  | 95.3       | 109.0        | 100.3         | 90.4                   | 97.8        | 98.3        | 97.5                             |
| July                              | 103.4         | 106.5                            | 108.2                                      | 95.0                  | 94.7   | 99.1  | 95.3       | 105.0        | 100.3         | 90.4                   | 97.8        | 98.3        | 97.4                             |
| August                            | 104.3         | 107.8                            | 108.5                                      | 95.4                  | 94.1   | 99.1  | 95.3       | 107.9        | 100.3         | 91.7                   | 97.8        | 98.3        | 97.2                             |
| September (P)                     | 103.6         | 107.2                            | 108.3                                      | 95.1                  | 94.0   | 99.2  | 95.3       | 104.3        | 101.8         | 92.0                   | 97.8        | 98.3        | 97.1                             |
| <b>Percentage Change (P)</b>      |               |                                  |  |                       |  |   |            |              |               |                        |             |             |                                  |
| Sep 2017 over Aug 2017            | -0.7%         | -0.5%                            | -0.1%                                      | -0.3%                 | 0.0%   | 0.2%  | 0.0%       | -3.3%        | 1.6%          | 0.3%                   | 0.0%        | 0.0%        | 0.0%                             |
| Sep 2017 over Sep 2016            | 2.3%          | 2.2%                             | 2.5%                                       | -2.4%                 | 5.5%   | -0.3%   | -1.5%      | 4.4%         | 1.8%          | 0.4%                   | -4.3%       | 0.3%        | -3.4%                            |
| <b>ALL ITEMS UNDERLYING INDEX</b> |               |                                  |  |                       |  |   |            |              |               |                        |             |             |                                  |
| Group                             | All Items     | Food and Non Alcoholic Beverages | Alcoholic Beverages, Tobacco and Narcotics | Clothing and Footwear | Housing, Water, Electricity, Gas and other Fuels | Furnishings, Household Equipment, and Maintenance | Health     | Transport    | Communication | Recreation and Culture | Education   | Restaurants | Miscellaneous goods and services |
| <b>Weights</b>                    | <b>586.7</b>  | <b>345.3</b>                     | <b>n.a</b>                                 | <b>21.2</b>           | <b>24.2</b>                                      | <b>30.8</b>                                       | <b>3.5</b> | <b>26.4</b>  | <b>51.5</b>   | <b>5.6</b>             | <b>12.3</b> | <b>22.4</b> | <b>43.5</b>                      |
| Ave - 2014                        | 105.0         | 107.3                            |  | 98.9                  | 102.2  | 98.9  | 96.5       | 102.9        |               | 95.4                   |             | 92.1        | 102.0                            |
| Ave - 2015                        | 102.5         | 103.5                            |  | 98.7                  | 101.7  | 99.7  | 99.8       | 101.9        |               | 98.3                   |             | 98.7        | 99.2                             |
| Ave - 2016                        | 101.7         | 103.2                            |  | 98.8                  | 97.5   | 99.4  | 99.0       | 100.2        |               | 95.0                   |             | 99.3        | 100.6                            |
| 2016                              |               |                                  |  |                       |  |   |            |              |               |                        |             |             |                                  |
| September                         | 102.7         | 104.9                            |  | 97.5                  | 97.5   | 99.5  | 95.7       | 100.9        | 100.0         | 90.9                   | 103.5       | 98.0        | 100.6                            |
| October                           | 102.7         | 105.0                            |  | 97.7                  | 97.7   | 99.9  | 101.8      | 100.9        | 100.0         | 91.0                   | 103.5       | 98.0        | 99.6                             |
| November                          | 102.5         | 104.9                            |  | 97.7                  | 94.1   | 99.1  | 101.8      | 100.4        | 100.0         | 91.0                   | 103.5       | 98.0        | 99.7                             |
| December                          | 102.2         | 104.6                            |  | 97.7                  | 94.1   | 98.4  | 101.8      | 100.0        | 100.0         | 89.6                   | 103.5       | 98.0        | 99.3                             |
| 2017                              |               |                                  |  |                       |  |   |            |              |               |                        |             |             |                                  |
| January                           | 102.4         | 105.0                            |  | 97.6                  | 94.3   | 98.5  | 101.8      | 101.2        | 100.0         | 91.0                   | 103.5       | 98.0        | 99.1                             |
| February                          | 101.9         | 104.4                            |  | 97.8                  | 94.1   | 98.3  | 92.7       | 101.1        | 100.0         | 86.8                   | 94.8        | 98.0        | 99.6                             |
| March                             | 101.8         | 104.2                            |  | 98.6                  | 94.1   | 99.6  | 92.7       | 101.1        | 100.3         | 87.6                   | 94.8        | 98.0        | 99.3                             |
| April                             | 101.2         | 103.2                            |  | 97.5                  | 94.3   | 99.9  | 92.7       | 101.2        | 100.3         | 89.3                   | 94.8        | 98.0        | 98.6                             |
| May                               | 101.9         | 104.1                            |  | 98.5                  | 94.3   | 99.7  | 93.8       | 103.7        | 100.3         | 89.3                   | 96.5        | 98.0        | 98.2                             |
| June                              | 103.6         | 107.2                            |  | 97.0                  | 94.4   | 99.3  | 93.8       | 103.7        | 100.3         | 89.7                   | 96.5        | 98.3        | 97.5                             |
| July                              | 104.5         | 108.9                            |  | 95.0                  | 94.4   | 99.1  | 93.8       | 103.7        | 100.3         | 89.7                   | 96.5        | 98.3        | 97.4                             |
| August                            | 105.5         | 110.7                            |  | 95.4                  | 94.3   | 99.1  | 93.8       | 103.3        | 100.3         | 91.1                   | 96.5        | 98.3        | 97.2                             |
| September (P)                     | 105.6         | 110.5                            |  | 95.1                  | 93.7   | 99.2  | 93.8       | 103.3        | 101.8         | 91.4                   | 96.5        | 98.3        | 97.1                             |
| <b>Percentage Change (P)</b>      |               |                                  |  |                       |  |   |            |              |               |                        |             |             |                                  |
| Sep 2017 over Aug 2017            | 0.0%          | -0.1%                            |  | -0.3%                 | -0.7%  | 0.2%  | 0.0%       | 0.0%         | 1.6%          | 0.3%                   | 0.0%        | 0.0%        | 0.0%                             |
| Sep 2017 over Sep 2016            | 2.8%          | 5.3%                             |  | -2.4%                 | -4.0%  | -0.3%   | -2.0%      | 2.4%         | 1.8%          | 0.5%                   | -6.8%       | 0.3%        | -3.4%                            |

Source : Samoa Bureau Statistics  
(P) : Provisional figures  
Note: n.a. Not applicable

**Table 2. AVERAGE RETAIL PRICES OF SELECTED COMMODITIES**

| Commodities  | Wt   | Unit      | 2016   |        |        | 2017   |        |
|--|------|-----------|--------|--------|--------|--------|--------|
|  |      |           | Jul    | Aug    | Sep    | Jul    | Aug    |
| <b>01 Food and non-alcoholic beverages</b>                                   |      |           |        |        |        |        |        |
| Leg Quarters Chicken   | 62.2 | kg        | 3.57   | 3.52   | 3.47   | 4.14   | 4.35   |
| Raw Sugar  | 21.3 | kg        | 2.71   | 2.63   | 2.79   | 2.92   | 3.12   |
| Bread  | 17.2 | loaf      | 1.82   | 1.80   | 1.79   | 1.65   | 1.65   |
| Corned Beef (a)  | 15.9 | 12 oz     | 8.55   | 8.67   | 8.67   | 8.20   | 8.20   |
| Taro   | 15.2 | kg        | 3.38   | 2.89   | 2.96   | 1.67   | 1.85   |
| Re-packed medium grain rice  | 13.4 | kg        | 3.54   | 3.52   | 3.58   | 3.06   | 3.17   |
| Prepacked medium grain rice (a)  | 13.4 | 907g      | 3.47   | 3.42   | 3.38   | 3.13   | 3.13   |
| Canned fish between \$3.00 and \$3.99 Natural Oil                            | 12.7 | 15 oz     | 3.27   | 3.39   | 3.44   | 3.52   | 3.44   |
| Bongo  | 10.2 | 20grms    | 0.81   | 0.81   | 0.83   | 0.81   | 0.81   |
| Keke Saina Biscuits (a)  | 9.2  | pkt 10    | 6.00   | 6.08   | 6.00   | 6.28   | 6.28   |
| Tip Top Ice Cream (a)  | 9.2  | 2 ltr     | 14.73  | 14.73  | 14.85  | 14.75  | 15.03  |
| Ramen maggie   | 9.0  | 85grms    | 1.10   | 1.10   | 1.11   | 1.13   | 1.14   |
| Fish (Piece)   | 7.9  | kg        | 15.19  | 16.15  | 15.08  | 15.56  | 16.20  |
| Butter Anchor  | 7.7  | 454g      | 11.84  | 11.84  | 12.09  | 12.47  | 12.51  |
| Round Pancake (a)  | 7.5  | sml       | 0.15   | 0.15   | 0.15   | 0.15   | 0.15   |
| Mutton Flaps   | 6.6  | kg        | 15.21  | 15.26  | 15.57  | 18.98  | 19.66  |
| Canned fish \$4:00 or over N/Oil   | 6.4  | 15 oz     | 4.76   | 4.82   | 4.70   | 4.90   | 4.94   |
| Canned fish under \$3.00 in N/Oil  | 6.4  | 15 oz     | 2.68   | 2.65   | 2.65   | 2.60   | 2.52   |
| Wings Turkey   | 6.3  | kg        | 4.89   | 4.59   | 4.40   | 4.69   | 4.56   |
| Fish (string)  | 6.0  | kg        | 8.91   | 9.88   | 9.63   | 8.50   | 8.33   |
| Fish (large)   | 6.0  | kg        | 17.54  | 17.66  | 16.80  | 17.43  | 15.88  |
| <b>02 Alcoholic beverages, tobacco and narcotics</b>                         |      |           |        |        |        |        |        |
| Lager Beer   | 37.9 | 355 mls   | 3.43   | 3.46   | 3.42   | 3.45   | 3.45   |
| Pall Mall Filter Cigarettes (Red)  | 24.3 | 20 rolls  | 11.50  | 11.50  | 11.50  | 12.20  | 12.20  |
| Pall Mall Menthol Cigarettes (Green)   | 24.3 | 20 rolls  | 11.50  | 11.50  | 11.50  | 12.20  | 12.20  |
| Beer (a)   | 16.3 | 330 mls   | 3.31   | 3.31   | 3.31   | 3.30   | 3.26   |
| Winfield Tobacco (a)   | 12.6 | packet    | 14.60  | 14.60  | 14.60  | 14.90  | 15.00  |
| <b>03 Clothing and footwear</b>  |      |           |        |        |        |        |        |
| Uniform le Faitaga College boys  | 4.3  | size 8-10 | 33.00  | 33.00  | 33.00  | 31.33  | 32.33  |
| Uniform Pa'ave (a)   | 3.7  | size 7    | 33.67  | 33.67  | 33.67  | 32.33  | 32.33  |
| <b>04 Housing, water, electricity, gas and other fuels</b>                   |      |           |        |        |        |        |        |
| Electricity / Cashpower / kwh 1- 100 / total cost per unit                   | 50.6 | kwh       | 0.67   | 0.70   | 0.73   | 0.71   | 0.70   |
| Reservoir treated Water  | 28.5 | 15-40 m3  | 1.40   | 1.40   | 1.40   | 1.40   | 1.40   |
| Liquid gas   | 15.8 | 9kg       | 59.50  | 59.50  | 59.50  | 59.50  | 59.50  |
| Government house Rent  | 12.2 | 2 b/room  | 500.00 | 500.00 | 500.00 | 650.00 | 650.00 |
| <b>05 Furnishings, household equipment and routine household maintenance</b> |      |           |        |        |        |        |        |
| Washing powder (a)   | 6.3  | 200g      | 1.88   | 1.87   | 1.87   | 1.87   | 1.87   |
| Soap yellow Washing soap   | 5.9  | bar       | 2.82   | 2.77   | 2.78   | 2.81   | 2.81   |
| Mosquito coil  | 4.4  | 12 coil   | 1.45   | 1.45   | 1.45   | 1.28   | 1.28   |
| <b>06 Health</b>   |      |           |        |        |        |        |        |
| Amoxicillin mg Tablets (a)   | 2.5  | 500 mg    | 6.87   | 6.87   | 6.87   | 6.83   | 6.83   |
| Hospital Charge  | 1.1  | night     | 22.50  | 22.50  | 22.50  | 22.50  | 22.50  |

| Commodities                                      | Wt    | Unit         | 2016    |         |         | 2017    |         |
|--|-------|--------------|---------|---------|---------|---------|---------|
|  |       |              | Jul     | Aug     | Sep     | Jul     | Aug     |
|  |       |              |         |         |         |         |         |
| <b>07 Transport</b>                              |       |              |         |         |         |         |         |
| Petrol   | 60.8  | 1 ltr        | 2.37    | 2.40    | 2.18    | 2.41    | 2.35    |
| Taxi Fare PO Motootua Hosp                       | 8.2   | per trip     | 4.80    | 4.80    | 4.80    | 4.80    | 4.80    |
| Taxi Fares PO Malua                              | 8.2   | per trip     | 31.30   | 31.30   | 31.30   | 31.30   | 31.30   |
| Taxi Fares PO Falefa                             | 8.2   | per trip     | 43.20   | 43.20   | 43.20   | 43.20   | 43.20   |
| Air Fares Fagalii Pago Fagalii                   | 6.8   | return trip  | 395.00  | 395.00  | 380.00  | 380.00  | 380.00  |
| Air Fares Apia Auckland Apia                     | 6.8   | 1 month      | 1799.30 | 1163.90 | 1175.05 | 1181.60 | 2385.65 |
| <b>08 Communication</b>                          |       |              |         |         |         |         |         |
| Calling per minute Rate cell phone (a)           | 10.02 | per minute   | 0.45    | 0.45    | 0.45    | 0.45    | 0.45    |
| Internet data bundles per mb Rate (a)            | 10.02 | per mb       | 0.20    | 0.20    | 0.20    | 0.20    | 0.20    |
| Calling per minute Rate cell phone (a)           | 10.02 | per minute   | 0.44    | 0.44    | 0.44    | 0.44    | 0.44    |
| Internet data bundles per mb Rate (a)            | 10.02 | per mb       | 0.20    | 0.20    | 0.20    | 0.20    | 0.20    |
| <b>09 Recreation and culture</b>                 |       |              |         |         |         |         |         |
| Television (a)                                   | 2.30  | LCD          | 1044.50 | 1082.83 | 1016.17 | 966.00  | 1007.83 |
| Exercise Book warwick                            | 1.44  | 1B4 64 paç   | 1.30    | 1.30    | 1.30    | 1.37    | 1.37    |
| Laptop (a)                                       | 1.33  | each         | 3217.00 | 2896.80 | 2956.80 | 2771.60 | 2771.60 |
| <b>10 Education</b>                              |       |              |         |         |         |         |         |
| Fees PTA Primary Y Urban Registration fees (a)   | 7.23  | Year 6       | 72.50   | 72.50   | 72.50   | 62.50   | 62.50   |
| Fees PTA Secondary Y Urban Registration fees (a) | 5.11  | Year 10      | 48.00   | 48.00   | 48.00   | 50.00   | 50.00   |
| Fees Tertiary NUS registration School Fees       | 3.79  | registration | 292.00  | 292.00  | 292.00  | 292.00  | 292.00  |
| Fees Secondary Y Examination Fees (a)            | 3.61  | Y12-13       | 25.50   | 25.50   | 25.50   | 25.50   | 25.50   |
| <b>11 Restaurants and hotels</b>                 |       |              |         |         |         |         |         |
| Fish & Meal                                      | 7.79  | 1 serve      | 9.00    | 9.00    | 9.00    | 9.08    | 9.08    |
| Curry & Meal                                     | 4.87  | 1 serve      | 3.33    | 3.33    | 3.00    | 3.00    | 3.00    |
| Chicken & Meal (a)                               | 4.87  | 1 serve      | 9.36    | 9.36    | 9.36    | 9.36    | 9.36    |
| Steam rice & chicken Meal (a)                    | 4.87  | 1 serve      | 4.83    | 4.83    | 4.83    | 4.83    | 4.83    |
| <b>12 Miscellaneous goods and services</b>       |       |              |         |         |         |         |         |
| Paper Sofan deluxe ply Toilet Paper              | 8.52  | 250 sheets   | 0.99    | 0.99    | 0.99    | 0.94    | 0.94    |
| Hair Gel   | 4.59  | 1124ml       | 5.26    | 5.30    | 5.14    | 4.94    | 4.91    |
| Remains price for Storage of remains (a)         | 4.41  | per day      | 56.67   | 56.67   | 56.67   | 60.00   | 60.00   |
| Basic Casket (a)                                 | 4.41  | each         | 1966.67 | 1966.67 | 1966.67 | 1966.67 | 1966.67 |
| Standard Embalming (a)                           | 4.41  | 1 person     | 1500.00 | 1500.00 | 1500.00 | 1500.00 | 1500.00 |
| Toilet soap (a)                                  | 4.38  | 90g          | 1.83    | 1.81    | 1.83    | 1.84    | 1.84    |
| Diapers (a)                                      | 4.19  | 5kg-10kg     | 13.49   | 13.34   | 13.33   | 10.47   | 10.27   |

Source : Samoa Bureau Statistics

(a) : New commodity from February 2016

(P) : Provisional figures

Note : Please note unit of conversion was in pound's (lb's) but been converted into kilograms (kg)

**Table 3. IMPORTED GOODS COMPONENT OF THE CONSUMER PRICE INDEX**  
(Base Period : Average Prices February 2016 = 100)

| Group                                  | All Items    | Food and Non Alcoholic Beverages | Alcoholic Beverages, Tobacco and Narcotics | Clothing and Footwear | Housing,Water, Electricity, Gas and other Fuels | Furnishings, Household Equipment and Maintenance | Health     | Transport   | Communication | Recreation and Culture | Education  | Restaurants | Miscellaneous goods and services |
|--|--------------|----------------------------------|--|-----------------------|---|--|------------|-------------|---------------|------------------------|------------|-------------|----------------------------------|
| <b>Weights</b>                         | <b>494.7</b> | <b>269.1</b>                     | <b>23.8</b>                                | <b>15.2</b>           | <b>28.3</b>                                     | <b>26.9</b>                                      | <b>2.5</b> | <b>88.6</b> | <b>n.a</b>    | <b>5.6</b>             | <b>n.a</b> | <b>n.a</b>  | <b>34.7</b>                      |
| Ave - 2014                             | 110.7        | 109.6                            | 110.8                                      | 100.9                 | 108.7   | 98.2   | 98.0       | 138.3       |               | 91.3                   |            |             | 102.0                            |
| Ave - 2015                             | 104.5        | 104.5                            | 103.0                                      | 99.5                  | 104.5   | 99.1   | 100.5      | 114.0       |               | 96.8                   |            |             | 99.2                             |
| Ave - 2016                             | 102.5        | 103.9                            | 105.1                                      | 98.8                  | 98.7  | 99.3   | 98.5       | 101.8       |               | 95.0                   |            |             | 100.7                            |
| 2016                                   |              |                                  |  |                       |   |  |            |             |               |                        |            |             |                                  |
| September                              | 103.7        | 106.1                            | 109.5                                      | 98.0                  | 99.3  | 99.5   | 93.8       | 100.8       |               | 90.9                   |            |             | 100.8                            |
| October                                | 103.6        | 106.1                            | 109.5                                      | 97.6                  | 98.8  | 99.9   | 102.5      | 100.6       |               | 91.0                   |            |             | 99.5                             |
| November                               | 104.1        | 106.1                            | 110.2                                      | 97.7                  | 96.5  | 99.0   | 102.5      | 104.5       |               | 91.0                   |            |             | 99.1                             |
| December                               | 104.6        | 105.8                            | 110.2                                      | 97.8                  | 97.5  | 98.2   | 102.5      | 108.2       |               | 89.6                   |            |             | 98.6                             |
| 2017                                   |              |                                  |  |                       |   |  |            |             |               |                        |            |             |                                  |
| January                                | 104.3        | 106.2                            | 110.2                                      | 97.6                  | 96.8  | 98.3   | 102.5      | 105.4       |               | 91.0                   |            |             | 98.3                             |
| February                               | 105.0        | 105.3                            | 110.2                                      | 97.6                  | 98.3  | 98.1   | 89.5       | 112.1       |               | 86.8                   |            |             | 99.0                             |
| March                                  | 105.1        | 105.0                            | 109.7                                      | 98.2                  | 98.4  | 99.5   | 89.5       | 113.5       |               | 87.6                   |            |             | 98.6                             |
| April                                  | 104.6        | 104.1                            | 110.3                                      | 98.5                  | 98.5  | 99.8   | 89.5       | 112.9       |               | 89.3                   |            |             | 97.7                             |
| May                                    | 104.6        | 105.3                            | 108.6                                      | 98.2                  | 97.9  | 99.6   | 91.1       | 110.3       |               | 89.3                   |            |             | 97.1                             |
| June                                   | 107.0        | 109.5                            | 108.9                                      | 95.9                  | 98.2  | 99.2   | 91.1       | 111.7       |               | 89.7                   |            |             | 96.3                             |
| July                                   | 107.7        | 111.6                            | 110.1                                      | 95.7                  | 97.6  | 99.0   | 91.1       | 109.2       |               | 89.7                   |            |             | 96.1                             |
| August                                 | 108.5        | 113.9                            | 110.5                                      | 96.3                  | 96.9  | 98.9   | 91.1       | 107.1       |               | 91.1                   |            |             | 95.9                             |
| September (P)                          | 108.6        | 113.7                            | 110.2                                      | 95.9                  | 96.8  | 99.1   | 91.1       | 107.8       |               | 91.4                   |            |             | 95.8                             |
| <b>Percentage Change (P)</b>           |              |                                  |  |                       |   |  |            |             |               |                        |            |             |                                  |
| Sep 2017 over Aug 2017                 | 0.0%         | -0.2%                            | -0.2%                                      | -0.4%                 | -0.2%   | 0.2%   | 0.0%       | 0.7%        |               | 0.3%                   |            |             | 0.0%                             |
| Sep 2017 over Sep 2016                 | 4.7%         | 7.2%                             | 0.7%                                       | -2.0%                 | -2.5%   | -0.4%  | -2.9%      | 7.0%        |               | 0.5%                   |            |             | -4.9%                            |
| <b>IMPORTED ITEMS UNDERLYING INDEX</b> |              |                                  |  |                       |   |  |            |             |               |                        |            |             |                                  |
| Group                                  | All Items    | Food and Non Alcoholic Beverages | Alcoholic Beverages, Tobacco and Narcotics | Clothing and Footwear | Housing,Water, Electricity, Gas and other Fuels | Furnishings, Household Equipment and Maintenance | Health     | Transport   | Communication | Recreation and Culture | Education  | Restaurants | Miscellaneous goods and services |
| <b>Weights</b>                         | <b>401.2</b> | <b>269.1</b>                     | <b>n.a</b>                                 | <b>15.2</b>           | <b>24.2</b>                                     | <b>26.9</b>                                      | <b>2.5</b> | <b>23.0</b> | <b>n.a</b>    | <b>5.6</b>             | <b>n.a</b> | <b>n.a</b>  | <b>34.7</b>                      |
| Ave - 2014                             | 107.3        | 109.6                            |  | 100.9                 | 102.5   | 98.2   | 98.0       | 108.9       |               | 91.3                   |            |             | 102.0                            |
| Ave - 2015                             | 103.4        | 104.5                            |  | 99.5                  | 102.0   | 99.1   | 100.5      | 105.9       |               | 96.8                   |            |             | 99.2                             |
| Ave - 2016                             | 102.4        | 103.9                            |  | 98.8                  | 97.5  | 99.3   | 98.5       | 100.1       |               | 95.0                   |            |             | 100.7                            |
| 2016                                   |              |                                  |  |                       |   |  |            |             |               |                        |            |             |                                  |
| September                              | 103.7        | 106.1                            |  | 98.0                  | 97.5  | 99.5   | 93.8       | 100.8       |               | 90.9                   |            |             | 100.8                            |
| October                                | 103.7        | 106.1                            |  | 97.6                  | 97.7  | 99.9   | 102.5      | 100.8       |               | 91.0                   |            |             | 99.5                             |
| November                               | 103.4        | 106.1                            |  | 97.7                  | 94.1  | 99.0   | 102.5      | 100.2       |               | 91.0                   |            |             | 99.1                             |
| December                               | 103.0        | 105.8                            |  | 97.8                  | 94.1  | 98.2   | 102.5      | 99.8        |               | 89.6                   |            |             | 98.6                             |
| 2017                                   |              |                                  |  |                       |   |  |            |             |               |                        |            |             |                                  |
| January                                | 103.4        | 106.2                            |  | 97.6                  | 94.3  | 98.3   | 102.5      | 101.1       |               | 91.0                   |            |             | 98.3                             |
| February                               | 102.7        | 105.3                            |  | 97.6                  | 94.1  | 98.1   | 89.5       | 101.0       |               | 86.8                   |            |             | 99.0                             |
| March                                  | 102.6        | 105.0                            |  | 98.2                  | 94.1  | 99.5   | 89.5       | 101.0       |               | 87.6                   |            |             | 98.6                             |
| April                                  | 102.0        | 104.1                            |  | 98.5                  | 94.3  | 99.8   | 89.5       | 101.2       |               | 89.3                   |            |             | 97.7                             |
| May                                    | 102.9        | 105.3                            |  | 98.2                  | 94.3  | 99.6   | 91.1       | 104.0       |               | 89.3                   |            |             | 97.1                             |
| June                                   | 105.5        | 109.5                            |  | 95.9                  | 94.4  | 99.2   | 91.1       | 104.0       |               | 89.7                   |            |             | 96.3                             |
| July                                   | 106.9        | 111.6                            |  | 95.7                  | 94.4  | 99.0   | 91.1       | 104.0       |               | 89.7                   |            |             | 96.1                             |
| August                                 | 108.4        | 113.9                            |  | 96.3                  | 94.3  | 98.9   | 91.1       | 103.5       |               | 91.1                   |            |             | 95.9                             |
| September (P)                          | 108.3        | 113.7                            |  | 95.9                  | 93.7  | 99.1   | 91.1       | 103.5       |               | 91.4                   |            |             | 95.8                             |
| <b>Percentage Change (P)</b>           |              |                                  |  |                       |   |  |            |             |               |                        |            |             |                                  |
| Sep 2017 over Aug 2017                 | -0.1%        | -0.2%                            |  | -0.4%                 | -0.7%   | 0.2%   | 0.0%       | 0.0%        |               | 0.3%                   |            |             | 0.0%                             |
| Sep 2017 over Sep 2016                 | 4.4%         | 7.2%                             |  | -2.0%                 | -4.0%   | -0.4%  | -2.9%      | 2.8%        |               | 0.5%                   |            |             | -4.9%                            |

Source : Samoa Bureau Statistics

(P): Provisional figures

Note: n.a. Not applicable

**Table 4. LOCAL GOODS COMPONENT OF THE CONSUMER PRICE INDEX**  
(Base Period : Average Prices February 2016 = 100)

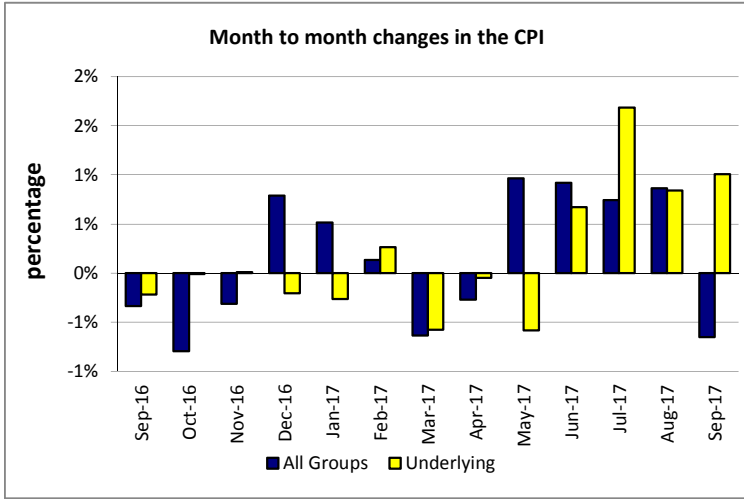
| Group                        | All Items    | Food and Non Alcoholic Beverages | Alcoholic Beverages, Tobacco and Narcotics | Clothing and Footwear | Housing, Water, Electricity, Gas and other Fuels | Furnishings, Household Equipment and Maintenance | Health     | Transport   | Communication | Recreation and Culture | Education   | Restaurants | Miscellaneous goods and services |
|------------------------------|--------------|----------------------------------|--|-----------------------|--|--|------------|-------------|---------------|------------------------|-------------|-------------|----------------------------------|
| <b>Weights</b>               | <b>505.3</b> | <b>134.6</b>                     | <b>104.6</b>                               | <b>6.0</b>            | <b>91.3</b>                                      | <b>3.9</b>                                       | <b>2.2</b> | <b>59.9</b> | <b>51.5</b>   | <b>0.4</b>             | <b>19.7</b> | <b>22.4</b> | <b>8.8</b>                       |
| Ave - 2014                   | 91.9         | 81.5                             | 93.4                                       | 96.3                  | 115.9  | 100.8  | 95.8       | 99.8        | 100.1         | 100.0                  | 98.2        | 92.1        |                                  |
| Ave - 2015                   | 96.9         | 92.0                             | 96.7                                       | 97.6                  | 106.4  | 101.3  | 98.2       | 104.9       | 100.0         | 100.0                  | 100.0       | 98.7        |                                  |
| Ave - 2016                   | 99.7         | 102.5                            | 102.3                                      | 98.6                  | 90.7   | 100.0  | 100.0      | 100.5       | 100.0         | 100.0                  | 101.1       | 99.3        |                                  |
| 2016                         |              |                                  |  |                       |  |  |            |             |               |                        |             |             |                                  |
| September                    | 99.0         | 102.8                            | 104.8                                      | 96.2                  | 86.0   | 100.0  | 100.0      | 98.8        | 100.0         | 100.0                  | 102.2       | 98.0        | 100.0                            |
| October                      | 97.5         | 97.8                             | 104.8                                      | 98.0                  | 84.7   | 100.0  | 100.0      | 98.8        | 100.0         | 100.0                  | 102.2       | 98.0        | 100.0                            |
| November                     | 96.3         | 96.6                             | 104.8                                      | 97.5                  | 82.8   | 100.0  | 100.0      | 94.4        | 100.0         | 100.0                  | 102.2       | 98.0        | 102.3                            |
| December                     | 97.5         | 98.3                             | 104.8                                      | 97.5                  | 82.8   | 100.0  | 100.0      | 100.4       | 100.0         | 100.0                  | 102.2       | 98.0        | 102.3                            |
| 2017                         |              |                                  |  |                       |  |  |            |             |               |                        |             |             |                                  |
| January                      | 98.8         | 101.1                            | 105.0                                      | 97.5                  | 87.9   | 100.0  | 100.0      | 96.8        | 100.0         | 100.0                  | 102.2       | 98.0        | 102.3                            |
| February                     | 98.3         | 97.1                             | 105.1                                      | 98.2                  | 89.2   | 100.0  | 100.0      | 101.8       | 100.0         | 100.0                  | 96.8        | 98.0        | 102.3                            |
| March                        | 97.0         | 93.7                             | 104.9                                      | 99.6                  | 88.5   | 100.0  | 100.0      | 98.6        | 100.3         | 100.0                  | 96.8        | 98.0        | 102.3                            |
| April                        | 97.0         | 92.9                             | 106.9                                      | 94.9                  | 87.3   | 100.0  | 100.0      | 99.5        | 100.3         | 100.0                  | 96.8        | 98.0        | 102.3                            |
| May                          | 98.9         | 95.8                             | 107.4                                      | 99.3                  | 89.2   | 100.0  | 100.0      | 104.4       | 100.3         | 100.0                  | 97.8        | 98.0        | 102.3                            |
| June                         | 98.4         | 92.6                             | 107.1                                      | 99.7                  | 91.1   | 100.0  | 100.0      | 105.1       | 100.3         | 100.0                  | 97.8        | 98.3        | 102.3                            |
| July                         | 99.2         | 96.4                             | 107.7                                      | 93.0                  | 93.8   | 100.0  | 100.0      | 98.9        | 100.3         | 100.0                  | 97.8        | 98.3        | 102.3                            |
| August                       | 100.1        | 95.5                             | 108.0                                      | 93.2                  | 93.2   | 100.2  | 100.0      | 109.0       | 100.3         | 100.0                  | 97.8        | 98.3        | 102.3                            |
| September (P)                | 98.8         | 94.3                             | 107.9                                      | 93.1                  | 93.2   | 100.2  | 100.0      | 99.2        | 101.8         | 100.0                  | 97.8        | 98.3        | 102.3                            |
| <b>Percentage Change (P)</b> |              |                                  |  |                       |  |  |            |             |               |                        |             |             |                                  |
| Sep 2017 over Aug 2017       | -1.4%        | -1.3%                            | -0.1%                                      | -0.2%                 | 0.0%   | 0.0%   | 0.0%       | -9.0%       | 1.6%          | 0.0%                   | 0.0%        | 0.0%        | 0.0%                             |
| Sep 2017 over Sep 2016       | -0.3%        | -8.3%                            | 2.9%                                       | -3.2%                 | 8.4%   | 0.2%   | 0.0%       | 0.4%        | 1.8%          | 0.0%                   | -4.3%       | 0.3%        | 2.3%                             |

**LOCAL ITEMS UNDERLYING INDEX**

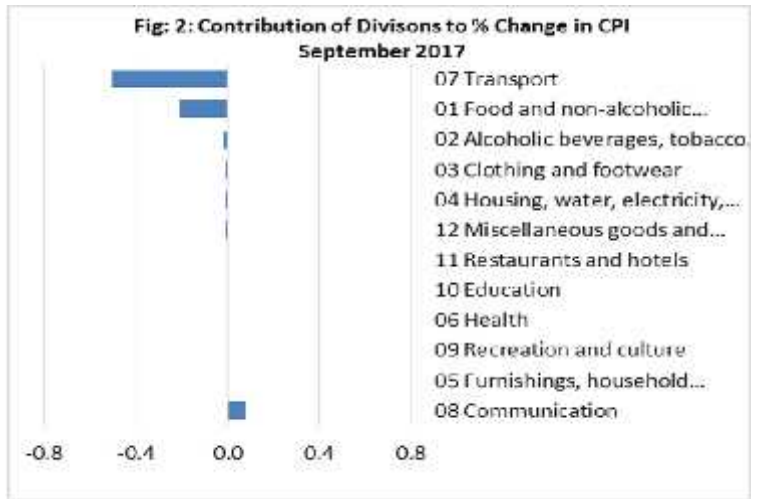
| Group                        | All Items    | Food and Non Alcoholic Beverages | Alcoholic Beverages, Tobacco and Narcotics | Clothing and Footwear | Housing, Water, Electricity, Gas and other Fuels | Furnishings, Household Equipment and Maintenance | Health     | Transport  | Communication | Recreation and Culture | Education   | Restaurants | Miscellaneous goods and services |
|------------------------------|--------------|----------------------------------|--|-----------------------|--|--|------------|------------|---------------|------------------------|-------------|-------------|----------------------------------|
| <b>Weights</b>               | <b>185.5</b> | <b>76.1</b>                      | <b>n.a</b>                                 | <b>6.0</b>            | <b>n.a</b>                                       | <b>3.9</b>                                       | <b>1.0</b> | <b>3.4</b> | <b>51.5</b>   | <b>n.a</b>             | <b>12.3</b> | <b>22.4</b> | <b>8.8</b>                       |
| Ave - 2014                   | 98.3         | 99.7                             |  | 96.3                  | 98.3   | 100.8  | 80.0       | 100.0      |               | 100.0                  |             | 92.1        |                                  |
| Ave - 2015                   | 99.9         | 100.3                            |  | 97.6                  | 98.8   | 101.3  | 91.7       | 100.0      |               | 100.0                  |             | 98.7        |                                  |
| Ave - 2016                   | 100.3        | 100.6                            |  | 98.6                  |  | 100.0  | 100.0      | 101.0      |               |                        |             | 99.3        |                                  |
| 2016                         |              |                                  |  |                       |  |  |            |            |               |                        |             |             |                                  |
| September                    | 100.3        | 100.9                            |  | 96.2                  |  | 100.0  | 100.0      | 101.8      | 100.0         |                        | 103.5       | 98.0        | 100.0                            |
| October                      | 100.3        | 100.9                            |  | 98.0                  |  | 100.0  | 100.0      | 101.8      | 100.0         |                        | 103.5       | 98.0        | 100.0                            |
| November                     | 100.3        | 100.7                            |  | 97.5                  |  | 100.0  | 100.0      | 101.8      | 100.0         |                        | 103.5       | 98.0        | 102.3                            |
| December                     | 100.3        | 100.6                            |  | 97.5                  |  | 100.0  | 100.0      | 101.8      | 100.0         |                        | 103.5       | 98.0        | 102.3                            |
| 2017                         |              |                                  |  |                       |  |  |            |            |               |                        |             |             |                                  |
| January                      | 100.3        | 100.6                            |  | 97.5                  |  | 100.0  | 100.0      | 101.8      | 100.0         |                        | 103.5       | 98.0        | 102.3                            |
| February                     | 100.0        | 101.2                            |  | 98.2                  |  | 100.0  | 100.0      | 101.8      | 100.0         |                        | 94.8        | 98.0        | 102.3                            |
| March                        | 100.1        | 101.2                            |  | 99.6                  |  | 100.0  | 100.0      | 101.8      | 100.3         |                        | 94.8        | 98.0        | 102.3                            |
| April                        | 99.5         | 100.0                            |  | 94.9                  |  | 100.0  | 100.0      | 101.8      | 100.3         |                        | 94.8        | 98.0        | 102.3                            |
| May                          | 99.7         | 99.9                             |  | 99.3                  |  | 100.0  | 100.0      | 101.8      | 100.3         |                        | 96.5        | 98.0        | 102.3                            |
| June                         | 99.5         | 99.3                             |  | 99.7                  |  | 100.0  | 100.0      | 101.8      | 100.3         |                        | 96.5        | 98.3        | 102.3                            |
| July                         | 99.3         | 99.3                             |  | 93.0                  |  | 100.0  | 100.0      | 101.8      | 100.3         |                        | 96.5        | 98.3        | 102.3                            |
| August                       | 99.3         | 99.3                             |  | 93.2                  |  | 100.2  | 100.0      | 101.8      | 100.3         |                        | 96.5        | 98.3        | 102.3                            |
| September (P)                | 99.7         | 99.3                             |  | 93.1                  |  | 100.2  | 100.0      | 101.8      | 101.8         |                        | 96.5        | 98.3        | 102.3                            |
| <b>Percentage Change (P)</b> |              |                                  |  |                       |  |  |            |            |               |                        |             |             |                                  |
| Sep 2017 over Aug 2017       | 0.4%         | 0.0%                             |  | -0.2%                 |  | 0.0%   | 0.0%       | 0.0%       | 1.6%          |                        | 0.0%        | 0.0%        | 0.0%                             |
| Sep 2017 over Sep 2016       | -0.6%        | -1.6%                            |  | -3.2%                 |  | 0.2%   | 0.0%       | 0.0%       | 1.8%          |                        | -6.8%       | 0.3%        | 2.3%                             |

Source : Samoa Bureau Statistics  
(P): Provisional figures  
Note: n.a. Not applicable

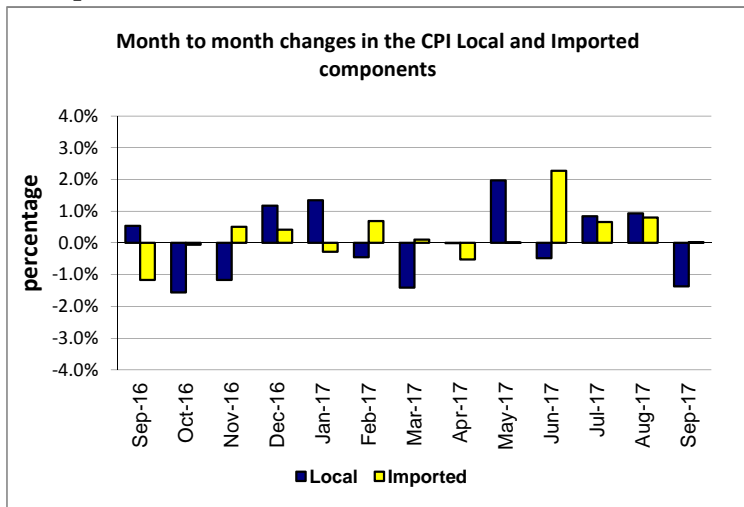
**Graph.1**



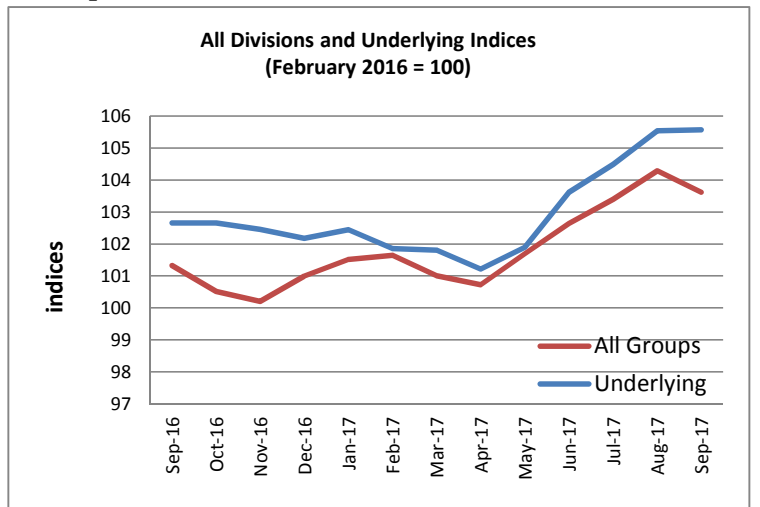
**Graph.2**



**Graph.3**



**Graph.4**



**Graph.5**

