



GOVERNMENT OF SAMOA

SAMOA BUREAU OF STATISTICS

CONSOLIDATED ANNUAL REPORT

JULY 2012 TO JUNE 2014

Telephones:

(685)25858

(685)25210

Fax: (685)25357**Email:**

minister@psc.gov.ws

*Government of Samoa*

**OFFICE OF THE MINISTER
Minister for Public Enterprises
Public Service Commission & Samoa Bureau of Statistics**

30th June 2015.

Honourable Speaker of the House
Legislative Assembly
MULINUU

I am pleased to submit herein the Consolidated Annual Report for the Samoa Bureau of Statistics for the periods of July 2012 to June 2014.

The report contains the record of the Bureau's performance in accordance with its mandate and to be laid before the Legislative Assembly of Samoa.

With respect

A handwritten signature in black ink, appearing to read 'Lautafi Fio Selafi Purcell'.

Lautafi Fio Selafi Purcell
Minister of Samoa Bureau of Statistics



Please address all correspondence

To Government Statistician

In reply, please quote the file reference



File Ref:

GOVERNMENT OF SAMOA

SAMOA BUREAU OF STATISTICS

30th June 2015,

Honourable Minister Lautafi Selafi Purcell
Minister for Samoa Bureau of Statistics

In pursuant to section 15 of the Public Service Act 2004, it is my duty to present to you the consolidated Annual Reports for the Bureau of Statistics for the period of July 2012 to June 2014.

With respect,



Muagututi'a Sefuiva Reupena
GOVERNMENT STATISTICIAN



THE SAMOA BUREAU OF STATISTICS – LEADERSHIP



Tuilaepa Sailele Malielegaoi

Prime Minister and Minister for Samoa Bureau of Statistics (July 2012 - January 2014)



Lautafi Fio Selafi Purcell

Minister SBS (February 2014 - present)



Muagututi'a Sefuiva Reupena

Government Statistician



<u>Table of Contents</u>	<u>Pages</u>
<i>Leadership</i>	4
List of Acronyms	6
Highlights of the years under review	7
Staff Developments	8-9
The Establishment	10-11
Issues	12
Performance Measures: FY2012/13 & FY2013/14	12-24
4410 Policy Advice to Minister	
4420 Economics Statistics	
4430 Finance Statistics	
4440 Social Statistics	
4450 Census and Survey Statistics	
4460 BDM	
4470 ICT & Data Processing Unit	
4491 Financial Audited Reports	25-26



ACRONYMS

SBS	Samoa Bureau of Statistics
ISP	Institutional Strengthening Program/Project
GS	Government Statistician
BDM	Births, Deaths and Marriages
ICT	Information Communication Technology
HIES	Household Income and Expenditure Survey
IT	Information Technology
PSIF	Public Sector Improvement Facility
IMF	International Monetary Fund
MDG's	Millennium Development Goals
ACEO	Assistance Chief Executive Officer
GDP	Good Domestic Product
CPI	Consumer Price Index
GFS	Government Finance Statistics
DMO	Disaster Management Organisation
CDC	Centre for Disease Control
UNFPA	United Nation Population Fund
MNRE	Ministry of National Resources and Environment
SPC	Secretariat of the Pacific Community
DHS	Demographic Health Survey
HR	Human Resources
ADB	Asian Development Bank
PMS	Performance Management System



HIGHLIGHTS OF FINANCIAL YEAR 2012-2013



Participants in the 2nd Consultation of the SBS Strategy, held at the Tooa Salamasina Hall

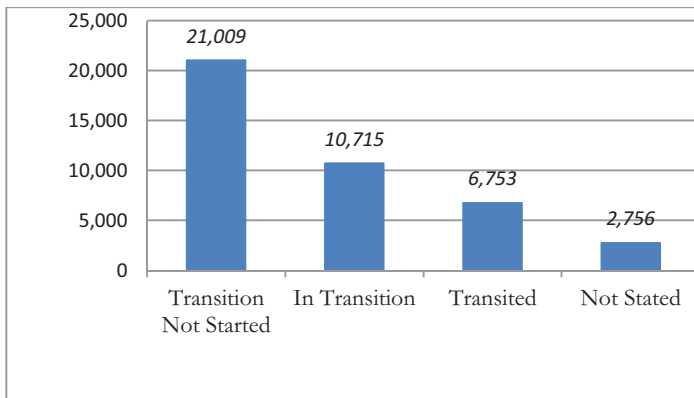
Some of the remarkable achievements and development for financial year 2012/2013 include:

Organisation Management and Capacity Developments

- Review of the 2012 – 2021 SSDS (Samoa Strategy for the Development of Statistics)
- New Statistics legislation approved to bring legislative framework up-to-date
- Organisation structure improved with the establishment of the IT Division, appointment of HR and web-master positions & increase in statistical positions
- Human Resource Management, HR Development Plan & Performance Management Systems developed and documented
- Corporate Planning Guidelines developed & used in preparing 2012 -2016 SBS Corporate Plan
- Records management systems reviewed & changes being implemented
- Training and capacity building programme for staff at all level..

2012 Labour Force Survey (LFS) & School to Work Transition Survey (SWTS)

- Both surveys were the first of its kind in Samoa based on concepts and definitions outlined by the International Labour Organization (ILO). These surveys were conducted as a joint exercise between the Samoa Bureau of Statistics and the Ministry of Commerce, Industry and Labour and were fully funded by the International Labour Organization. Since both surveys are closely inter-related, the field work was implemented simultaneously over a period of six weeks between November – December 2012.



HIGHLIGHTS OF FINANCIAL YEAR 2013-2014



MS HELEN SCOTT OF OUR ICF TEAM AND MR ANDREW JORANI OF SPSI, HONOLULU, THE GOVERNMENT STATISTICIAN AND THE HCEO OF CENSUS SURVEYS MANAGED A TWO DAYS SPOT CHECK ON THE THREE TRAMS OF THE ISLAND OF SAMOA.

The Samoa Bureau of Statistics' journey with ISP in FY13/14 has resulted in enormous and significant transition in terms of its systems and processes. Some of the prominent achievements brought about by this transition are:

- + The ISP final report completed and endorsed by the Project Steering Committee on 22nd January 2014. The report highlighted the several milestones achieved at the completion of the project. These achievements include:
 1. Strengthening organisational management capacity with a more skilled corporate services team delivering improved services to the wider organisation
 2. A better understanding of the role of official statistics and a strategy for continuing to develop statistics.
 3. Improved quality of statistics, with better documentation available through SBS and international websites.
 4. Developing M&E framework to track progress performance reports.
- + After endorsing the completion report on 22nd January 2014. There were 118 milestones produced and 153 completed milestones with 35 repetitive ongoing.
 - Establishment of the new Environment Unit within the Social Statistics Unit, which led to creation of new positions
 - Up skilled staff to effectively perform the Bureau's core functions of dissemination and communicating accurate and reliable statistics across the government for policy formulation
 - Improved relationships with key users/stakeholders
 - The bureau's website was redesigned and became the primary interface between the Bureau and its users/stakeholders
- + 2013/14 Household Income and Expenditure Survey currently being undertaken.



STAFF DEVELOPMENTS

Overseas and Local Trainings.

The Bureau continues to pursue its staff development at all levels during the year., We were fortunate to receive financial assistance through our development partners and the Government of Samoa to fund staff's participation in overseas trainings/workshops/attachments and meetings/conferences.

In the local front, staff participated in in-house training programs at the divisional or ministry level, as well as opportunities offered by PSC and other government agencies and NGOs. These important capacity building opportunities have assisted in upgrading the staff calibre and relevant skills required for enhancing staff performance at all levels.

The total number of overseas trainings secured for the bureau in the years under review comes to a total of 48 trips. A breakdown of these trainings/meeting is summarized in the table below.

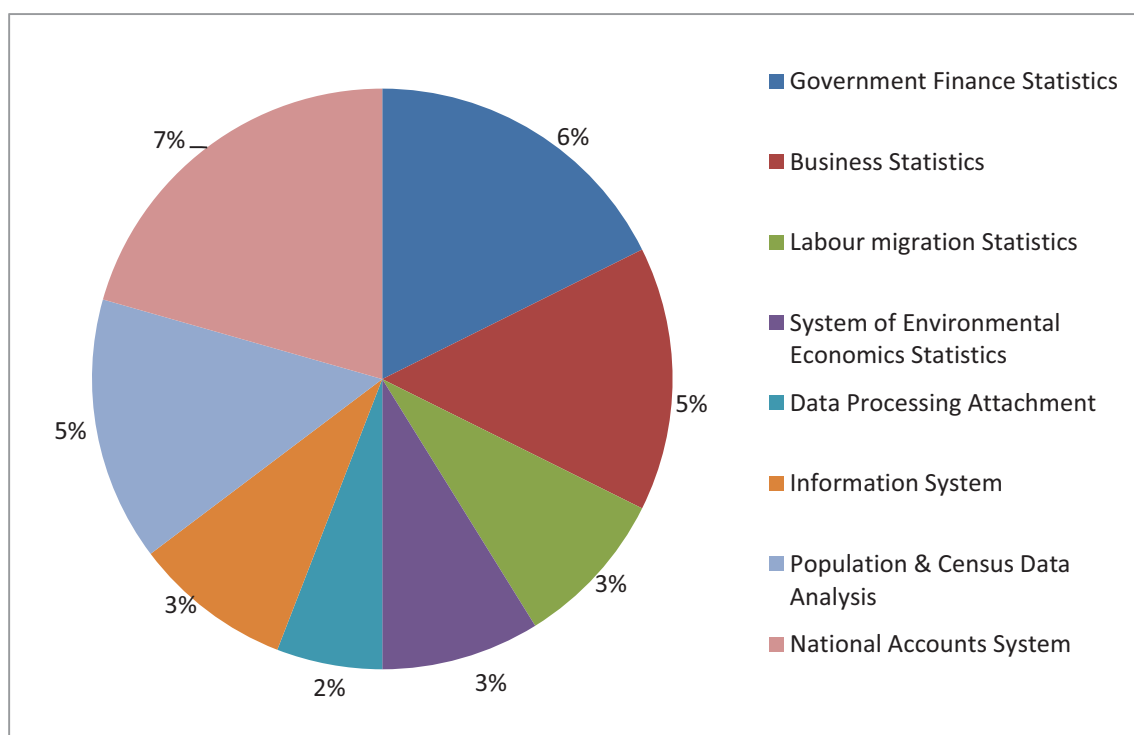
Table 6: SBS Training/ Attachment/ Meetings

	<u>Workshops/ Consultations</u>		<u>Meetings/Forums/ Seminars</u>		<u>Attachments/ Trainings/</u>	
	Overseas/Local		Overseas/Local		Overseas/Local	
FY12-13	5	7	6	0	0	0
FY13-14	6	4	10	0	10	0

Below is the breakdown of conferences/trainings by theme.

- Government Finance Statistics
- Business Statistics
- Labour migration Statistics
- System of Environmental Economics Statistics
- Data Processing Attachment
- Information System
- Population & Census Data Analysis
- National Accounts System



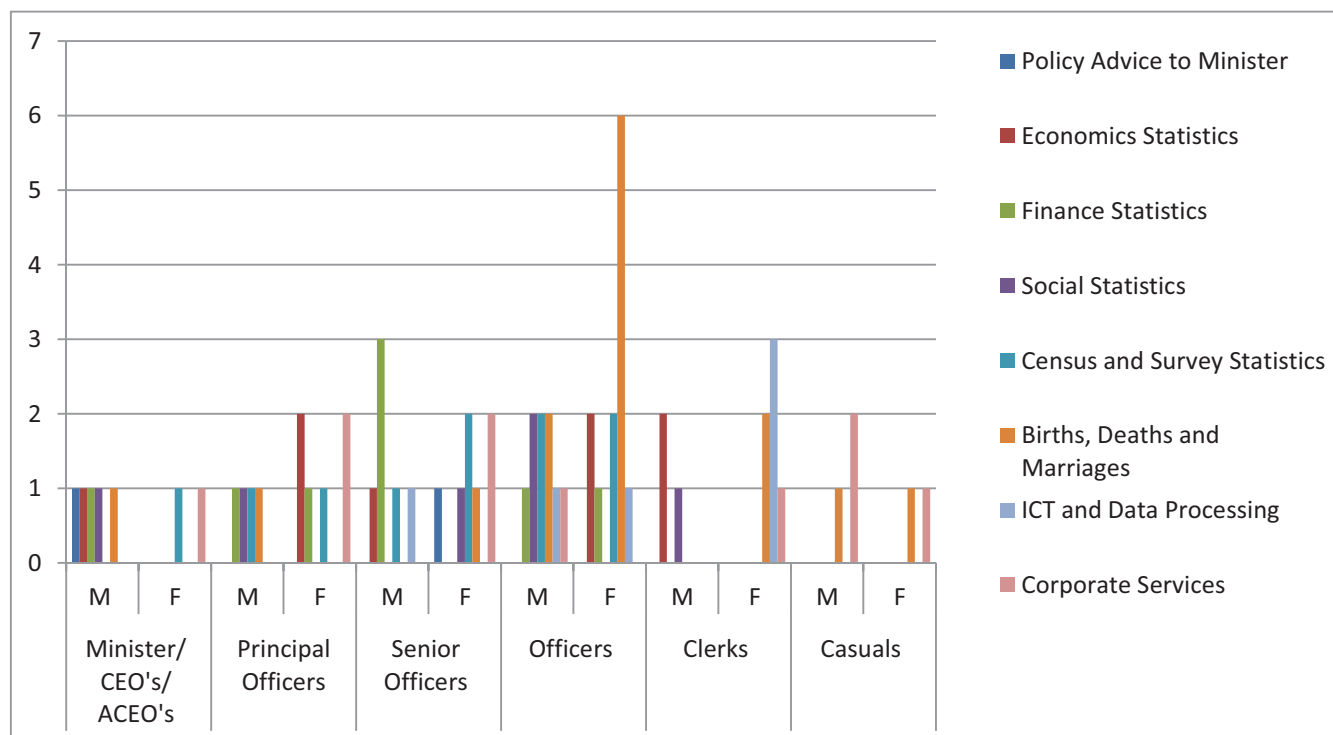


THE ESTABLISHMENTS

The bureau recorded a total of 65 staff fulltime, in comparison to last financial year, the organization structure was still under review, new positions were established as the result of the Institutional Strengthening Project.

Financial Year 12/13

Divisions	Minister/CEOs/ACEOs		Principal Officers		Senior Officers		Officers		Clerks		Casuals		Totals	
	M	F	M	F	M	F	M	F	M	F	M	F	M	F
Policy Advice to Minister	1					1							1	1
Economics Statistics	1			2	1		2	2					4	4
Finance Statistics	1		1	1	3		1	1					6	2
Social Statistics	1		1			1	2		1				5	1
Census and Survey		1	1	1	1	2	2	2					4	6
Births, Deaths & Marriages Division	1		1			1	2	6		2	1	1	5	10
Corporate Services		1		2	1	2	2	1		4	2	1	5	11
TOTALS	5	2	4	6	6	7	9	12	3	6	3	2	30	35

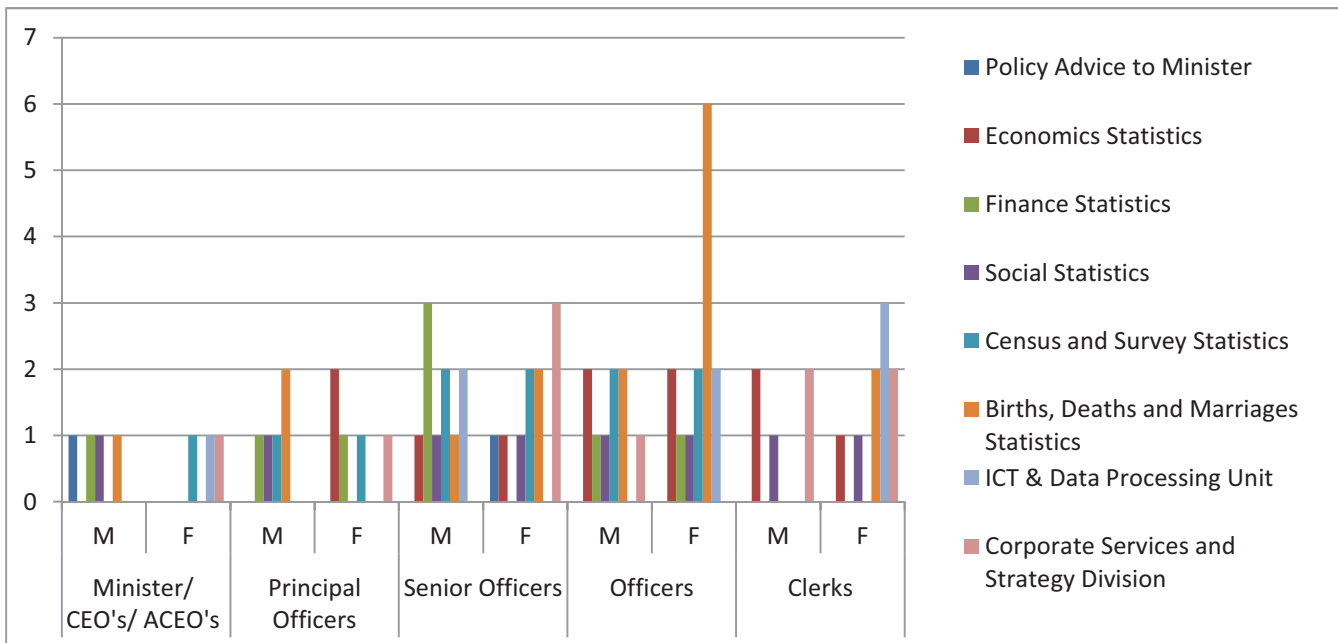


Financial Year 13/14

During this period most new changes on structure reforms were plan and set out by ISP in collaboration with the PSC, established and proposed structure for divisions and the Bureau itself in particular separation of IT Unit from Corporate Service Divisions and proposed new ACEO IT and staff under this new division. There is high turnover of staff recruited compare to last financial year.

Divisions	Minister/CEOs/ACEOs		Principal Officers		Senior Officers		Officers		Clerks		Totals	
	M	F	M	F	M	F	M	F	M	F	M	F
Policy Advice to Minister	1					1					1	1
Economics Statistics				2	1	1	2	2	2	1	5	6
Finance Statistics	1		1	1	3		1	1			6	2
Social Statistics	1		1		1	1	1	1	1	1	5	3
Census and Survey		1	1	1	2	2	2	2			5	6
Births, Deaths & Marriages Division	1		2		1	2	2	6	-	2	6	10
ICT & Data Processing		1			2			2		3	2	6
Corporate Services		1		1		3	1		2	2	3	7
TOTALS	4	3	5	5	10	10	9	14	5	9	33	41

The table and graph presented above shows the increase in the number of Males from 30 to 33 and Females from 35 to 41 or an overall increase of 11 staff members.



ISSUES:

1. Capacity: A general lack of capacity in technical skills and knowledge in some areas especially the technical divisions such as census and surveying and other statistical fields, to meet the increasing demand for data quality.

2. Resources

Limited staff: Limited capacity of staff to conduct major surveys such as the Household Income and Expenditure Survey.(HIES)as well as other survey requests from stakeholders which took up most of the staff's time, without concentrating on their key roles and responsibilities.

3. Limited funds

Funding availability often constraint the conduct of sum of the major survey.

4. Stakeholders Coordination

Stakeholders unwilling to cooperate in providing reliable data to the bureau in a timely manner.

5. Office locations: Unable to house all divisions under one roof which may lead to communications breakdown. Remoteness of BDM division and unsecured office space for BDM office in Savaii.



SECTION TWO: PERFORMANCE MEASURES FOR FINANCIAL YEAR 2012/2013

OUTPUT 1: POLICY ASSESSMENT AND ADVICE TO CABINET

Output Manager: Government Statistician

Description: To provide advice to the Minister on all statistical matters

Performance Measures

Performance Measure/Indicator	Baseline (Base Year)	Budget Standard or Target	Achievements
Date by which Annual Report for previous year will be submitted to the Minister	N/A	30 June 2013	In progress
Date by which Corporate Plan for 2012-2016 will be submitted to Minister	N/A	30 June 2013	Corporate Plan completed and published

OUTPUT 2: COMPILATION OF ECONOMIC STATISTICS

Output Manager: ACEO Economic Statistics Division

Description: Collect, compile, analyse and disseminate economic statistics such as the Consumer Price Index (CPI) trade and shipping statistics, as well as conducting of the agriculture survey and Household Income and Expenditure Survey.

Performance Measures

Performance Measure/Indicator	Baseline (Base Year)	Budget Standard or Target	Achievements
Number of consumer price index reports	N/A	12	12
Number of Merchandise Trade reports	N/A	12	12 monthly +4 quarterly reports
Number Volume & Price Indexes reports	N/A	12	12
Number of Quarterly Import Price Index reports	N/A	4	4
Number of Shipping report	N/A	2	2
Number of Enquiries responded to	30 (09/10)	35	35



OUTPUT 3: COMPILATION OF FINANCE STATISTICS

Output Manager: ACEO Finance Statistics Division

Description: Collect, compile, analyse and disseminate national accounts, debt and government finance statistics, and industrial production statistics

Performance Measures

Performance Measure/Indicator	Baseline (Base Year)	Budget Standard or Target	Achievements
Number of quarterly GDP reports release	N/A	4	4
Date by which Annual GDP report will be released	N/A	31 March 2013	31 March 2014
Number of Monthly Industrial Production index report	N/A	12	12
Number of Quarterly Government Finance Statistics report	N/A	3	4 GFS 2001 will be published on a quarterly basis
Number of financial year Government Finance Statistics report	N/A	1	1
Number of quarterly Formal Employment Statistics Release	N/A	4	4
Number of quarterly Debt Statistics release	N/A	4	4
Date by which Annual Report for Registered Cars is published	N/A	31 March 2013	Delete: this is an input for the National Accounts and will be published in the Annual Abstract
Business Activity Survey published	N/A	Published	Should be completed in the current financial year



OUTPUT 4: COMPILATION OF SOCIAL STATISTICS

Output Manager: ACEO Social Statistics Division

Description: To collect and compile socio-economic statistics from secondary sources related to education, health, migration, tourism, agriculture, trade, environment, metrology, justice, etc for the publications of the Annual Statistical Abstract, Monthly Tourism Report and the Updating of the Website.

Performance Measures

Performance Measure/Indicator	Baseline (Base Year)	Budget Standard or Target	Achievements
Number of monthly Migration Reports	12 (2010)	12	12
Number of quarterly Migration Report	4 (2010)	4	4
Number of Annual Migration Report	N/A	1	1
Number of Pensioners Monthly Tabulated Reports	12 (2010)	12	12
Number of Annual Statistical Abstract	1 (2010)	1	1
Number of ad hoc enquiries handled	500 (2010)	350	150

OUTPUT 5: COMPILATION OF POPULATION CENSUS AND SURVEY STATISTICS

Output Manager: ACEO Population Census and Survey Statistics

Description: Design sample surveys and the Population and Housing Census, and also responsible for survey methods, questionnaire design, field data collection, compilation and dissemination of survey results.

Performance Measures

Performance Measure/Indicator	Baseline (Base Year)	Budget Standard or Target	Achievements
Date Census 2011 Tabulation Report completed and disseminated for public use	N/A	August 2012	Completed Tabulation Report mid-July 2012 and launched in August 7, 2012 for public use by the Prime Minister



Date Census 2011 Analytical Report completed and disseminated for public use	N/A	November 2012	Completed Analytical Report early October 2012 and launched in October 26, 2012 for public use by the Prime Minister
Date the new Office space for Census-Survey Division is completely built and fully furnished for census work	N/A	December 2012	Census Office is now fully operational on Level 2 at the Government Building. Furnishing was mostly provided under the Population Census 2011 AID funds.
Date Sampling frame 2011 is completely updated to select future sample surveys	N/A	December 2012	Due to Cyclone Evans Nov 16, 2012, the survey for February 2013 was cancelled but all survey preparations like sampling and questionnaire designs were completed on time except for funding from ADB/MNRE. However, DMO requested survey assistance for post-cyclone surveys and the Division fully assisted DMO in the post-cyclone Damage Assessments Surveys throughout the Emergency period until work resumed.
Energy consumption survey of 3,000 sampled households completed in partnership with MNRE and ADB	N/A	June 2013	Two workshops completed, one for Village Mayors and one for Members of Parliament



OUTPUT 6: MANAGEMENT OF BIRTHS, DEATHS AND MARRIAGES

Output Manager: ACEO BDM

Description: Registration of births, deaths & marriages, adoptions and dissolution of marriages according to the Births, Deaths and marriages Registrations Act 2002, with the focus on maintaining accurate vital records

Performance Measures

Performance Measure/Indicator	Baseline (Base Year)	Budget Standard or Target	Achievements
Number of births registered	N/A	6000	3,472
Number of deaths registered	N/A	2000	808
Number of marriages registered	N/A	2000	2,313
Number of divorces registered	N/A	100	33
Number of adoptions registered	N/A	100	266
Number of public enquiries handled per day	N/A	100	120
Number of public awareness programs and trainings conducted on the registration of births, deaths and marriages	N/A	10	200
Number of records verifications/checks per month carried out for New Zealand Internal Affairs Department	N/A	200	250



PERFORMANCE MEASURES FOR FINANCIAL YEAR 2013/2014

OUTPUT 1: Policy Assessment and Advice to Cabinet

Output Manager: Government Statistician

Description: To provide advice to the Minister on all statistical matters

Performance Measures

Performance Measure/Indicator	Baseline (Base Year)	Budget Standard	Achievements
Date by which Annual Report for previous year will be submitted to the Minister	N/A	30 June 2014	In progress
Number of Public programs and trainings on the role the Bureau.	N/A	6	In progress

OUTPUT 2: COMPILATION OF ECONOMICS STATISTICS

Output Manager: ACEO Economics Statistics Division

Description: Collect, compile, analyse and disseminate economic statistics such as the Consumer Price Index (CPI) trade and shipping statistics, as well as conducting of the agriculture survey and Household Income and Expenditure Survey.

Performance Measures

Performance Measure/Indicator	Baseline (Base Year)	Budget Standard or Target	Achievements
Number of consumer price index reports	N/A	12	12
Number of Merchandise Trade reports	N/A	12 monthly + 4 quarterly reports	12 monthly + 4 quarterly reports
Number Volume & Price Indexes reports	N/A	12	12



Number of Quarterly Import Price Index reports	N/A	4	4
Number of Shipping report	N/A	2	2
Number of Enquiries responded to	30 (09/10)	35	56
			0

OUTPUT 3: COMPILATION OF FINANCE STATISTICS

Output Manager: ACEO Finance Statistics Division

Description: Collect, compile, analyze and disseminate national accounts, debt and government finance statistics, and industrial production statistics

Performance Measures

Performance Measure/Indicator	Baseline (Base Year)	Budget Standard	Achievements
Number of quarterly GDP reports release	N/A	4	4
Date by which Annual GDP report will be released	N/A	31-Mar-14	
Number of Monthly Industrial Production index report	N/A	12	0
Number of Quarterly Government Finance Statistics report	N/A	4	4
Number of financial year Government Finance Statistics report	N/A	1	1
Number of quarterly Formal Employment Statistics Release	N/A	4	4
Number of quarterly Debt Statistics release	N/A	4	4



OUTPUT 4: COMPILATION OF SOCIAL STATISTICS

Output Manager: ACEO Social Statistics Division

Description: To collect and compile socio-economic statistics from secondary sources related to education, health, migration, tourism, agriculture, trade, environment, metrology, justice, etc for the publications of the Annual Statistical Abstract, Monthly Tourism Report and the Updating of the Website.

Performance Measures

Performance Measure/Indicator	Baseline (Base Year)	Budget Standard or Target	Achievements
Number of monthly Migration Reports	12 (2010)	12	12
Number of quarterly Migration Report	4 (2010)	4	4
Number of Annual Migration Report	N/A	1	1
Number of Pensioners Monthly Tabulated Reports	12 (2010)	12	12
Number of ad hoc enquiries handled	500 (2010)	200	150

OUTPUT 5: COMPILATION POPULATION CENSUS AND SURVEY STATISTICS

Output Manager: ACEO Population Census and Survey Division

Description: Design sample surveys and the Population and Housing Census, and also responsible for survey methods, questionnaire design, field data collection, compilation and dissemination of survey results.

Performance Measures

Performance Measure/Indicator	Baseline (Base Year)	Budget Standard or Target	Achievements



design and conduct of the community perceptions survey 2013 for the Ministry of Police and Prisons and Samoa-Australia Police Partnership	N/A	July 2013	Two analytical survey reports have been printed and submitted to MoPP In July 2013.
Population Atlas 2013 compiled in partnership with UNFPA/SPC and others, for public use especially schools.	N/A	December 2013	The 2011 Population and Housing maps were produced and disseminated through the NEWSLINE, INIINI and SAVALI newspapers as well as through the SBS official website. TA from UNFPA and SPC were not available as planned but the Division has started compiling its own atlas to disseminate in 2014-2015.
Design and conduct of the efficient use of energy survey 2013 for the Ministry of Natural Resources and environment in collaboration with ADB	N/A	December 2013	The Division spent a lot of time on completing all survey preparations for MNRE such as designing the new survey questionnaires, designing training materials, data program preparations, sampling selections and work plan in preparation for the survey. Unfortunately, funding was not



			forth-coming from MNRE as planned and the survey was eventually called off.
Budget Proposal for Demographic Health Survey (DHS) 2014 including modules on Special Needs and Domestic Violence completed and sent to CDC for approval	N/A	March 2014	The major budget proposal was approved by CDC at its meeting in March 2014 in which the survey training started in May-June 2014.
Fieldwork to update GPS waypoints, maps and Household lists for 300 enumeration blocks of Demographic health survey 2014	N/A	June 2014	The Division worked in close collaboration with Sui o Tamaitai and Sui o Nuu to identify the 4,000 households in the 300 blocks for the conduct of the DHS 2014. In addition, the Division worked in close collaboration with all the Sui o Nuu in Upolu, Savaii, Manono and Apolima from November 2013 to June 2014 to update the 330 village map boundaries in order to update the 2011 village maps for the upcoming 2016 census and on-going survey undertakings.



At least 200 users to serve face to face or via emails in terms of data request, sampling, questionnaire or survey design and maps.	N/A	June 2014	More than 200 customers especially students have been served on demand basis via the emails, telephones, front-desk, open dialogues, etc.
---	-----	-----------	---

OUTPUT 6: MANAGEMENT BIRTHS, DEATHS AND MARRIAGES

Output Manager: ACEO BDM

Description: Registration of births, deaths & marriages, adoptions and dissolution of marriages according to the Births, Deaths and marriages Registrations Act 2002, with the focus on maintaining accurate vital records

Performance Measures

Performance Measure/Indicator	Baseline (Base Year)	Budget Standard or Target	Achievements
Number of births registered	N/A	600 to be registered	600
Number of deaths registered	N/A	200 deaths to be registered	200
Number of marriages registered	N/A	100 marriages to be registered	100
Number of adoptions registered	N/A	100 adoptions to be registered	100
Number of public enquiries attend and solved in a month	N/A	400 cases and request to be solved	400
Number of public awareness programs and trainings conducted on the registration of births, deaths and marriages	N/A	10 awareness programs and training to be conducted	10
Number of overseas missions request per month	N/A	100 requests	100



Number of records verifications/checks per month carried out for New Zealand Internal Affairs Department	N/A	200 requests	200
--	-----	--------------	-----

OUTPUT 7: ICT and DATA Processing

Output Manager: ACEO ICT and DATA Processing

Performance Measures

Performance Measure/Indicator	Baseline (Base Year)	Budget Standard or Target	Achievements
Design and conduct data processing program for community perceptions survey	N/A	August 2013	Completed and report was released in 2013
Design and conduct data program for efficient use of Energy	N/A	December 2013	Completed all data entry and report was released in 2013
Design and conduct data processing program for Demographic Health Survey 2014	N/A	June 2014	Data entry for DHS is on it's 5th week, and should be completed by end of October.
Design and conduct data processing program of HIES	N/A	June 2014	Data entry for HIES was completed in July 2014, and 2 staff are working on editing the data.



Budget Appropriation

STATEMENT OF MINISTRY RECEIPTS BY REPORTING CATEGORY AND EXPENDITURE BY OUTPUT

APPROPRIATION ACCOUNT

for the financial year ended 30 June 2013

		2013	Estimate	(Over)/Under	2012
		\$	\$	\$	\$
BUREAU OF STATISTICS					
RECEIPTS					
Ordinary Receipts					
	Sales, Fees, and Other Charges	409,312	418,929	9,617	408,710
TOTAL RECEIPTS		409,312	418,929	9,617	408,710
PAYMENTS					
Outputs					
1.0	Policy Assesment and Advice to Cabinet	302,711	306,496	3,785	353,405
2.0	Compilation of Economics Statistics	430,175	453,413	23,238	446,898
3.0	Compilation of Finance Statistics	444,889	454,104	9,215	447,508
4.0	Compilation of Social Statistics	300,885	317,463	16,578	365,003
5.0	Compilation of Population Census and Servey Statistics	476,578	511,062	34,484	460,460
6.0	Management of Births, Deaths and Marriages	641,859	690,030	48,171	649,010
Total Outputs		2,597,097	2,732,569	135,472	2,722,284
Transactions on Behalf of State					
Membership Fees & Grants					
	SIAP Japan	4,667	6,000	1,333	2,299
Government Policies / Initiatives					
	Population Census	0	0	0	502,268
	Household Income & Expenditure Survey	437,967	462,252	24,285	0
	Genral Data Dissemination System Workshop	16,908	28,000	11,092	0
		454,875	490,252	35,377	502,268
	Rents & Leases -DBS	499,714	508,074	8,360	283,612
	VAGST	166,584	149,497	(17,087)	122,760
Total Transactions on Behalf of State		1,125,840	1,153,823	27,983	910,939
TOTAL PAYMENTS - BUREAU OF STATISTICS		3,722,937	3,886,392	163,455	3,633,223
RECEIPTS OVER PAYMENTS		(3,313,626)	(3,467,463)	(153,837)	(3,224,513)



**STATEMENT OF MINISTRY RECEIPTS BY REPORTING CATEGORY
AND EXPENDITURE BY OUTPUT
APPROPRIATION ACCOUNT
*for the financial year ended 30 June 2014***

	2014 \$	Estimate \$	(Over)/Under \$
BUREAU OF STATISTICS			
RECEIPTS			
Ordinary Receipts			
Other Receipts	436,908	418,929	(17,979)
External Receipts			
Grants - GDP	318,263	0	(318,263)
TOTAL RECEIPTS	755,171	418,929	(336,242)
PAYMENTS			
Outputs			
1.0 Policy Advice to the Responsible Minister	272,314	277,111	4,797
2.0 Compilation of Economics Statistics	432,086	443,207	11,121
3.0 Compilation of Finance Statistics	437,146	442,287	5,141
4.0 Compilation of Social Statistics	331,872	335,569	3,698
5.0 Compilation of Population Census and Survey Statistics	530,864	545,483	14,618
6.0 Management of Births, Deaths and Marriages	668,824	688,260	19,435
7.0 ICT and Data Processing	329,717	330,460	743
Total Outputs	3,002,823	3,062,377	59,554
Transactions on Behalf of State			
Membership Fees & Grants			
Statistical Institute for Asia and Pacific	0	6,000	6,000
Government Policies / Initiatives			
Population Census	19,831	20,000	0
Household Income & Expenditure Survey	1,011,953	1,017,349	5,396
	1,031,784	1,037,349	5,396
Rents & Leases - DBS Building	294,132	310,922	16,790
VAGST Output Tax	127,360	143,142	15,783
Total Transactions on Behalf of State	1,453,275	1,497,413	44,138
Government Development Projects			
Donor funded	160,031	0	(160,031)
TOTAL PAYMENTS - BUREAU OF STATISTICS	4,616,129	4,559,790	103,692
RECEIPTS OVER PAYMENTS	(3,860,958)	(4,140,861)	(439,934)



