

Please address all correspondence  
To Government Statistician  
In reply, please quote the file reference



File Ref: CPI 12/13

GOVERNMENT OF SAMOA

## SAMOA BUREAU OF STATISTICS

# CONSUMER PRICE INDEX December 2013

### Key findings:

The Consumer Price Index for December 2013 increased by 0.7 percent compared to the previous month.

- The Food and Non Alcoholic Beverages index increased by 5.0 percent.
- Transport index Increased by 1.0 percent.
- Health index decreased by 3.0 percent.
- The Average Annual Inflation for the year ended December 2013 was 0.6 percent.

In the year to December 2013 the CPI rose 0.9 percent.

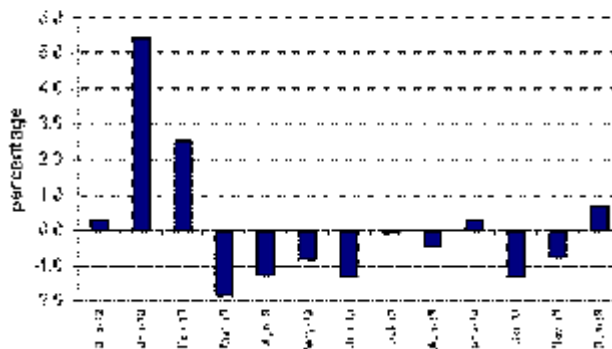
### SUMMARY

The Consumer Price Index for December 2013 was 0.7 percent higher than November 2013, and was 0.9 percent higher than December 2012.

The increase of the Local Goods component by 1.1 percent from the previous month was due to higher prices for fresh fish, which was also the main contributor to the increase of 0.7 percent in the All Items Consumer Price Index.

The Imported Goods Component also recorded an increase of 0.1 percent from November 2013. Figure 1 shows the month to month percentage changes in the Consumer Price Index by all Divisions from December 2012 to December 2013.

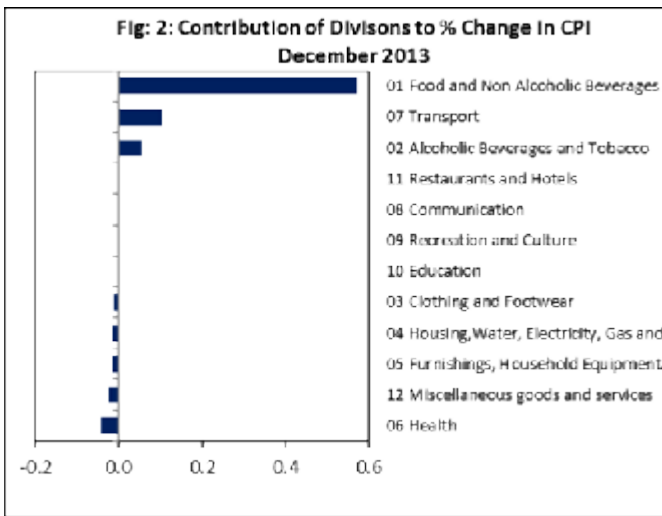
Fig: 1: Current month over previous month change in the CPI by All Divisions (Dec 2012 - Dec 2013)



Source : Samoa Bureau of Statistics

## Total All Divisions Contribution

Food and Non Alcoholic Beverages division, with a positive contribution of 0.57 percent was the main contributor to the overall increase of 0.7 percent in the All Division Consumer Price Index.



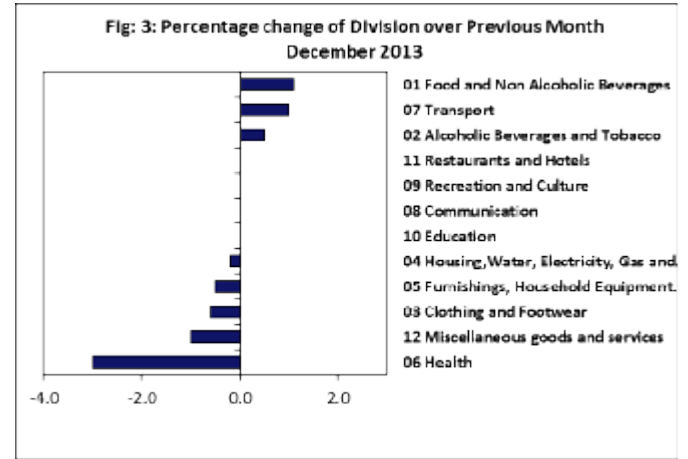
Source : Samoa Bureau of Statistics

## Consumer Price Index (% Change)

The Food and Non Alcoholic Beverages index recorded an increase of 1.1 percent, Transport registered increase of 1.0 percent, while Alcoholic Beverages and Tobacco recorded an increase of 0.5 percent.

On the other hand, decreases were recorded for the Health index with 3.0 percent, Miscellaneous Goods and Services index with 1.0 percent, Clothing and Footwear with 0.6 percent, Furnishing, Household Equipment and Maintenance index with 0.5 percent and Housing, Water, Electricity, Gas and other Fuels with 0.2 percent.

No changes were recorded for the Communication, Recreation and culture, Education and Restaurants indices. Graphically presented in Fig 3 is the December 2013 percentage change for all divisions from November 2013.



Source : Samoa Bureau of Statistics

## Local Goods Component

The Local Goods Component of the Consumer Price Index registered an increase of 1.1 percent when compared to the previous month. This increase was mainly due to higher prices recorded for fresh fish (large, string and piece), yam and airline fares.

## Imported Goods Component

Increased prices recorded for mutton flap and canned fish (natural oil) have resulted in the 0.1 percent increase in the imported Good Component.

## Food and Non Alcoholic Beverages Index

Higher prices recorded for mutton flap, canned fish (natural oil), fresh fish (large, string and piece) and yam is reflected in the 1.1 percent increase in the Food and Non Alcoholic Beverages index.



### Transport Index

Increased prices recorded for airline fares (Apia-Auckland-Apia) have resulted in the 1.0 percent increase in the Transport Index.

### Alcoholic Beverages and Tobacco Index

An increase of 0.5 percent in the Alcoholic Beverages and Tobacco index has resulted in the higher prices recorded for spirit (volka and whisky nip).

### Health Index

The 3.0 percent decrease in the Health index is mainly due to lower prices recorded for cough mixture and paracetamol.

### Miscellaneous Goods and Services Index

Lower prices recorded for toilet soap is reflected in the 1.0 percent decrease in the Miscellaneous Good and Services index.

### Clothing and Footwear Index

Decreased prices recorded for dressing material and children shirt reflected in the 0.6 percent decrease in the Clothing and Footwear index.

### Furnishing, Household Equipment, and Maintenance Index

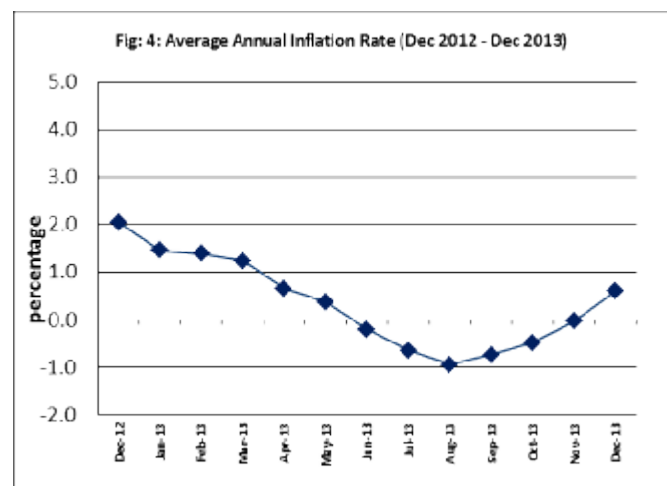
The 0.5 percent decrease in the Furnishing, Household Equipment and Maintenance index is a result of the lower prices recorded for washing powder and nails.

### Underlying Indices

The All Items Underlying Index for December 2013 registered an increase of 0.2 percent when compared to November 2013, and an increase of 0.9 percent when compared ending December 2012. The Imported Items Underlying Index recorded an increase of 0.3 percent, while the Local Items Underlying Index recorded a slight decrease of 0.1 percent.

### Inflation Rate

The average annual inflation rate for the year ended December 2013 was 0.6%. For the twelve months period to December 2012 the inflation rate was 2.0 percent, therefore the average annual inflation rate declined by 1.4 percentage points over the year. Presented in Fig 4 is the Average annual inflation rates (December 2012 - December 2013).



Source : Samoa Bureau of Statistics

The attached Tables and Graphs provide the user with more detailed analysis.

Muagututi'a S Reupena.

**GOVERNMENT STATISTICIAN**

*Date of release: 14<sup>th</sup> January 2014*

*The next Consumer Price Index will be released on 11<sup>th</sup> February 2014*

*Note: The Samoa Bureau of Statistics is introducing methodology improvement to the Consumer Price Index to more accurately reflect prices paid by households when specific products change or are no longer available.*