

Please address all correspondence  
To Government Statistician

In reply, please quote the file reference



GOVERNMENT OF SAMOA

File Ref: CPI 11/13

## SAMOA BUREAU OF STATISTICS

# CONSUMER PRICE INDEX November 2013

### Key findings:

The Consumer Price Index for November 2013 decreased by 0.8 percent compared to the previous month.

- Transport decreased by 2.2 percent, driven by lower fuel costs.
- The Food and Non Alcoholic Beverages index decreased by 1.2 percent.
- Restaurants index increased by 9.4 percent.
- The Average Annual Inflation for the year ended November 2013 was zero.

In the year to November 2013 the CPI rose 0.5 percent.

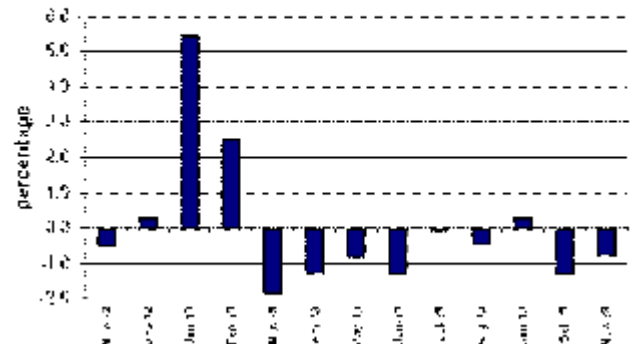
### SUMMARY

The Consumer Price Index for November 2013 was 0.8 percent lower than in October 2013 and was 0.5 percent lower than November 2012.

The decrease of the Local Goods Component by 1.1 percent reflects lower prices for market staples and fresh fish, which was also the main contributor to the decrease of 0.8 percent in the All Items Consumer Price Index.

The Imported Goods Component also recorded a decrease of 0.3 percent over October 2013. Figure 1 shows the month to month percentage changes in the Consumer Price Index by all Divisions from November 2012 to November 2013.

Fig: 1: Current month over previous month change in the CPI by All Divisions (Nov 2012 - Nov 2013)

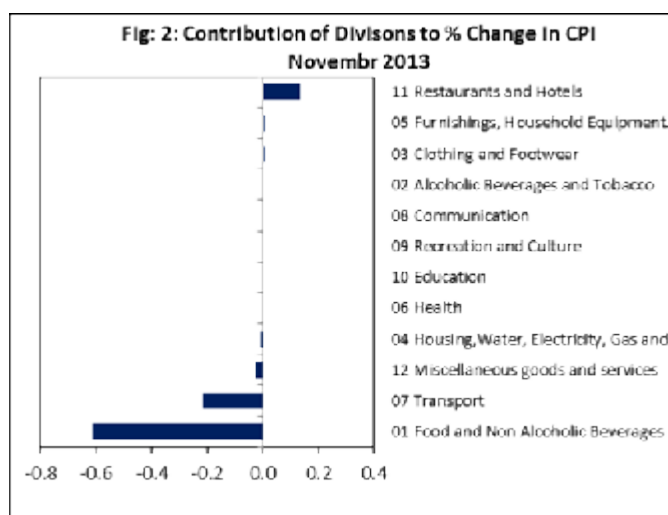


Source : Samoa Bureau of Statistics

## Total All Divisions Contribution

Food and Non Alcoholic Beverages divisions along with Transport were the main contributors to the overall decrease of 0.8 percent in the All Division Consumer Price Index.

On the other hand, there was an offsetting contribution from the Restaurants division with 0.1 percent increase. Presented in Fig 2 are the November 2013 contribution of divisions to the percentage change in CPI from October 2013.



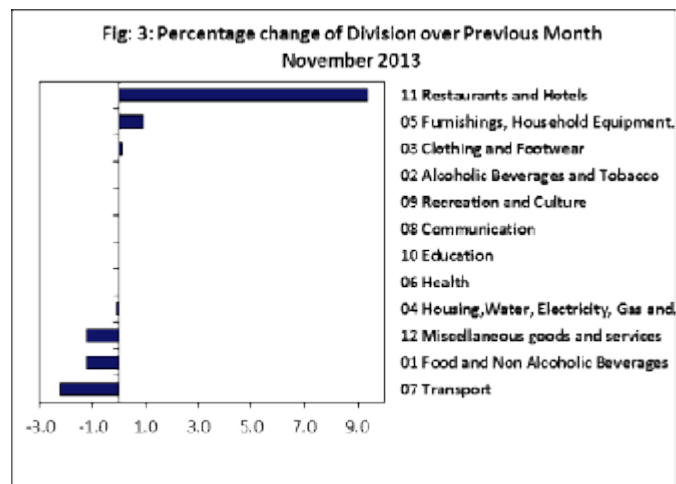
Source : Samoa Bureau of Statistics

## Consumer Price Index (% Change)

The Transport index recorded a month on month decrease of 2.2 percent. Food and Non Alcoholic Beverages and Miscellaneous Goods and Services indices both registered increases of 1.2 percent, while Housing, Water, Electricity, Gas and other Fuels recorded a slight decrease of 0.1 percent.

On the other hand, increases were recorded for the Restaurants index with 9.4 percent, Furnishing, Household Equipment and Maintenance index with 0.1 percent and Clothing and Footwear index with 0.1 percent.

No changes were recorded for the Alcoholic Beverages and Tobacco, Health, Communication, Recreation and Culture and Education indices. Graphically presented in Fig 3 is the November 2013 percentage change for all divisions from October 2013.



Source : Samoa Bureau of Statistics

## Local Goods Component

The Local Goods Component of the Consumer Price Index registered a decrease of 1.1 percent when compared to the previous month. This decrease was mainly due to lower prices recorded for taro, fresh fish (large and string), breadfruit and airline fares.

## Imported Goods Component

A decreased price recorded for fuel (petrol) has resulted in the 0.3 percent decrease in the imported Good Component.

## Transport Index

A decrease of 2.2 percent in the Transport index was mainly due to lower prices recorded for fuel (petrol) and airline fare (Apia-Auckland-Apia).

## Food and Non Alcoholic Beverages Index

Lower prices recorded for taro, fresh fish (large and string) and breadfruit is reflected in the 1.2 percent decrease in the Food and Non Alcoholic Beverages index.





**Miscellaneous Goods and Services Index**

The lower prices recorded for toilet soap are reflected in the 1.2 percent decrease in the Miscellaneous Good and Services index.

**Restaurants Index**

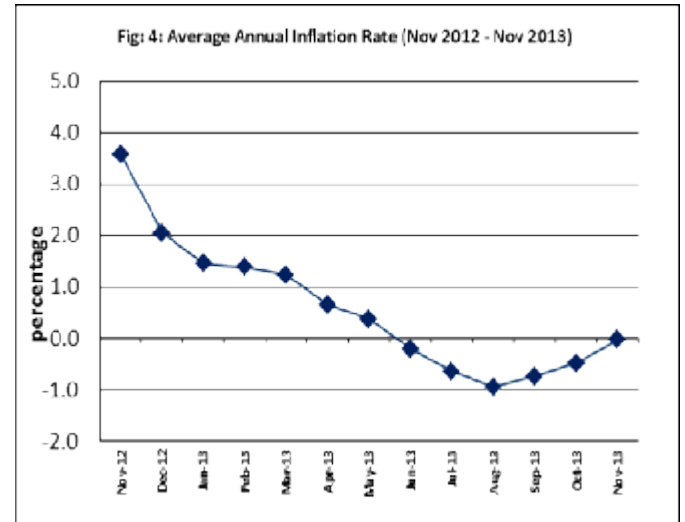
An increase of 9.4 percent in the Restaurants index is a reflection of the higher prices recorded for a meal (fish and chips).

**Underlying Indices**

The All Items Underlying Index for November 2013 registered an increase of 0.2 percent when compared to October 2013, and an increase of 0.4 percent when compared to November 2012. The Local Items Underlying Index recorded an increase of 1.0 percent while the Imported Items Underlying Index recorded a decrease of 0.1 percent.

**Average Annual Inflation Rate**

The average annual inflation rate for the year ended November 2013 was zero. For the twelve months ending November 2012 the average inflation rate was 3.6 percent. Thus the rate of price increase for consumers has slowed from twelve months ago. Presented in Fig 4 is the Average annual inflation rates (November 2012 - November 2013).



Source : Samoa Bureau of Statistics

The attached Tables and Graphs provide the user with more detailed analysis.



Date of release: 10<sup>th</sup> December 2013

The next Consumer Price Index will be released on 14<sup>th</sup> January 2014