

Please address all correspondence
To Government Statistician

In reply, please quote the file reference



GOVERNMENT OF SAMOA

File Ref: CPI 07/13

SAMOA BUREAU OF STATISTICS

CONSUMER PRICE INDEX July 2013

Key findings:

The Consumer Price Index for July 2013 decreased by 0.1 percent compared to the previous month.

- The Food and Non Alcoholic Beverages index decreased by 0.9 percent, driven down by lower prices for market staples.
- Transport increased by 2.4 percent.
- Housing, Water, Electricity, Gas and other Fuels index increased by 1.6 percent.
- The Average Annual Inflation for the year ended May 2013 down by 0.2 percent.

The CPI fell 1.6 percent from July 2012.

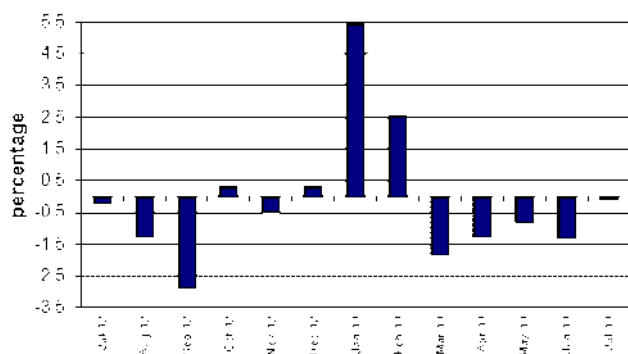
SUMMARY

The Consumer Price Index for July 2013 was 0.1 percent lower than in June 2013, and was 1.6 percent lower than July 2012.

The decrease of the Local Goods Component by 0.9 percent reflects lower prices for market staples, which was also the main contributor to the decrease of 0.1 percent in the All Items Consumer Price Index.

The Imported Goods Component recorded an increase of 1.1 percent over June 2013. Figure 1 shows the month to month percentage changes in the Consumer Price Index by all Divisions from Jul 2012 to Jul 2013.

Fig: 1: Current month over previous month change in the CPI by All Divisions (Jul 2012 - Jul 2013)

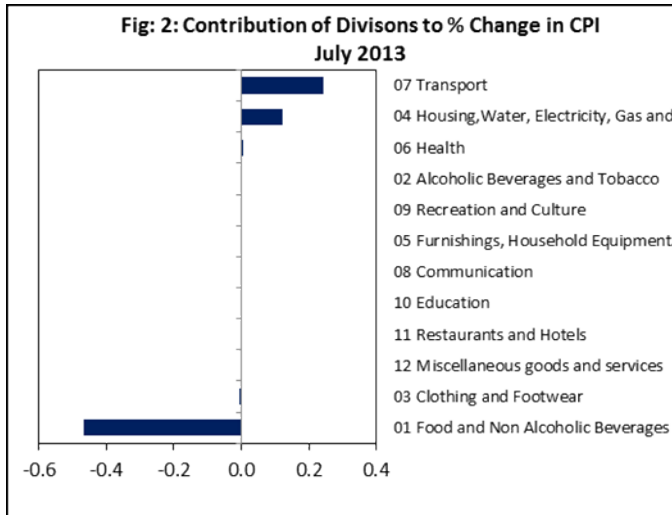


Source : Samoa Bureau of Statistics

Total All Divisions Contribution

Food and Non Alcoholic Beverages divisions was the main contributors to the overall decrease of 0.1 percent in the All Division Consumer Price Index.

On the other hand there were offsetting contributions from Transport with 0.2 percent and Housing, Water, Electricity, Gas and other Fuels with 0.1 percent.



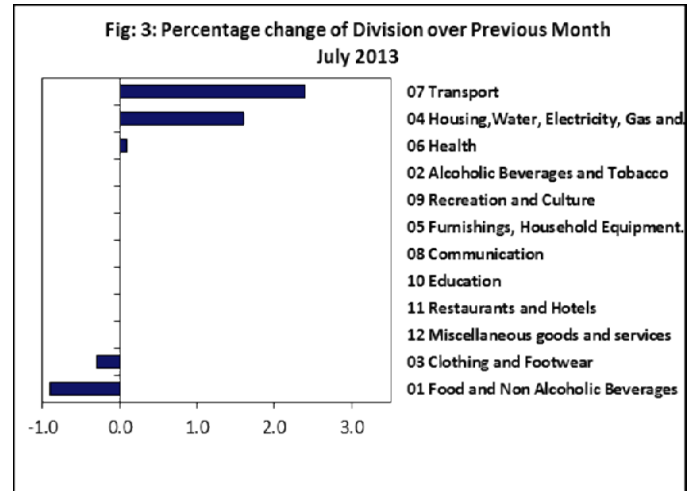
Source : Samoa Bureau of Statistics

Consumer Price Index (% Change)

The Food and Non Alcoholic Beverages index recorded a decrease of 0.9 percent while Clothing and Footwear also showed a decrease of 0.3 percent.

On the contrary, increases were recorded for Transport with 2.4 percent, Housing, Water, Electricity, Gas and other Fuels with 1.6 percent and Health with 0.1 percent.

No changes were recorded for the Alcoholic Beverages and Tobacco, Furnishing, Household Equipment and Maintenance, Communication, Recreation and Culture, Education, Restaurants and Miscellaneous Goods and Services indices. Graphically presented in Fig 3 is the July 2013 percentage change for all divisions from June 2013.



Source : Samoa Bureau of Statistics

Local Goods Component

The Local Goods Component of the Consumer Price Index registered a decrease of 0.9 percent when compared to the previous month. This decrease was mainly due to lower prices recorded for taamu, fresh fish (string and piece), banana and breadfruit.

Imported Goods Component

Higher prices recorded for canned fish both natural oil and tomatoe sauce, fuel (petrol and diesel) and building material has reflected in the 1.1 percent increase in the Imported Goods Component.

Food and Non Alcoholic Beverages Index

The decrease of 0.9 percent in the Food and Non Alcoholic Beverages index was mainly due to lower prices recorded for taamu, fresh fish (string and piece), banana and breadfruit.



Transport Index

Increased prices recorded for fuel (petrol and diesel) and airline fare (Apia-Auckland-Apia) was resulted in the 2.4 percent increase in the Transport index.

Housing, Water, Electricity, Gas and other Fuels Index

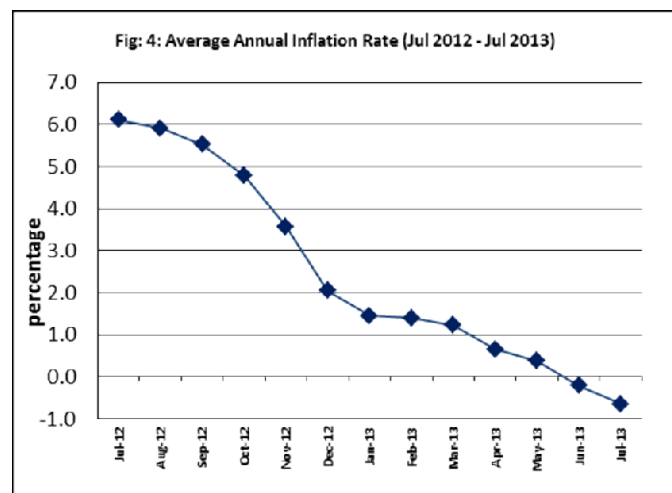
An increase of 1.6 percent in the Housing, Water, Electricity, Gas and other Fuels index is resulted in the higher prices recorded for electricity (kwh) and building material.

Underlying Indices

The All Items Underlying Index for July 2013 registered an increase of 0.6 percent when compared to June 2013, and also increase of 0.9 percent when compared to July 2012. The Imported Items Underlying Index recorded an increase of 0.7 percent and the Local Items Underlying Index with 0.1 percent increase.

Inflation Rate

The average annual inflation rate for the year ended July 2013 fell by 0.7%. For the twelve months ending July 2012 the inflation rate was 6.1 percent, therefore the average annual inflation rate declined by 5.4 percentage points over the year. Presented in Fig 4 is the Average annual inflation rates (July 2012 - July 2013)



Source : Samoa Bureau of Statistics

The attached Tables and Graphs provide the user with more detailed analysis.

Malaefono T Taaloga.
ACTING GOVERNMENT STATISTICIAN

Date of release: 9th August 2013

The next Consumer Price Index will be released on 10th September 2013